



BAOU
Education
for All

**Dr. Babasaheb Ambedkar
Open University**

(Established by Government of Gujarat)

DIPLOMA IN FASHION DESIGNING



FASHION SKETCHES & ACCESSORIES DESIGNING

DFD-07

Message for the Students

Dr. Babasaheb Ambedkar Open (University is the only state Open University, established by the Government of Gujarat by the Act No. 14 of 1994 passed by the Gujarat State Legislature; in the memory of the creator of Indian Constitution and Bharat Ratna Dr. Babasaheb Ambedkar. We Stand at the seventh position in terms of establishment of the Open Universities in the country. The University provides as many as 54 courses including various Certificate, Diploma, UG, PG as well as Doctoral to strengthen Higher Education across the state.



On the occasion of the birth anniversary of Babasaheb Ambedkar, the Gujarat government secured a quiet place with the latest convenience for University, and created a building with all the modern amenities named 'Jyotirmay' Parisar. The Board of Management of the University has greatly contributed to the making of the University and will continue to this by all the means.

Education is the perceived capital investment. Education can contribute more to improving the quality of the people. Here I remember the educational philosophy laid down by Shri Swami Vivekananda:

“We want the education by which the character is formed, strength of mind is increased, the intellect is expand and by which one can stand on one’s own feet”.

In order to provide students with qualitative, skill and life oriented education at their threshold. Dr. Babasaheb Ambedkar Open University is dedicated to this very manifestation of education. The university is incessantly working to provide higher education to the wider mass across the state of Gujarat and prepare them to face day day challenges and lead their lives with all the capacity for the upliftment of the society in general and the nation in particular.

The university following the core motto ‘स्वाध्यायः परमम् तपः’ does believe in offering enriched curriculum to the student. The university has come up with lucid material for the better understanding of the students in their concerned subject. With this, the university has widened scope for those students who are not able to continue with their education in regular/conventional mode. In every subject a dedicated term for Self Learning Material comprising of Programme advisory committee members, content writers and content and language reviewers has been formed to cater the needs of the students.

Matching with the pace of the digital world, the university has its own digital platform Omkar-e to provide education through ICT. Very soon, the University going to offer new online Certificate and Diploma programme on various subjects like Yoga, Naturopathy, and Indian Classical Dance etc. would be available as elective also.

With all these efforts, Dr. Babasaheb Ambedkar Open University is in the process of being core centre of Knowledge and Education and we invite you to join hands to this pious *Yajna* and bring the dreams of Dr. Babasaheb Ambedkar of Harmonious Society come true.



Prof. Ami Upadhyay

Vice Chancellor,

Dr. Babasaheb Ambedkar Open University, Ahmedabad.

Editor

Prof. (Dr.) Ami Upadhyay, Vice Chancellor,
Dr.Babasaheb Ambedkar Open University, Ahmedabad.
Dr.Awa Shukla, Assistant Professor (Subject Head)/ Director (I/c) Student Services
Dr.Babasaheb Ambedkar Open University, Ahmedabad

Programme Advisory Committee

Prof. (Dr.) Ami Upadhyay, Vice Chancellor
Dr.Babasaheb Ambedkar Open University, Ahmedabad
Dr.Awa Shukla, Assistant Professor (Subject Head)/ Director (I/c) Student Services
Dr.Babasaheb Ambedkar Open University, Ahmedabad.
Dr. Rajeshri Yadav, Professor (C.A.C.D & D.M.) Government Polytechnic for Girls, Ahmadabad
Dr. Hemlatta J. Patel, Asso. Prof. Smt.A.S.C. Mahila Arts and Home Science College, Mahesana
Ms. Pallavi Kashyap Vyas, Fashion Designer, C.A.C.D.&D.M., M.B.A. (Marketing and Retail Management)
Gujarat Technological University,
Ms. Devyani Dhandhukiya, Freelance Fashion Designer, C.A.C.D. & D.M., GPTAD from NIFT

Content Reviewers

Dr. Rajeshri Yadav Prof. (CACD & DM)
Government Polytechnic for Girls, Ahmadabad
Dr. Hemlatta J. Patel, Asso. Prof. Smt.A.S.C. Mahila Arts and Home Science College, Mahesana

Language Reviewer

Dr. Pratima Shah, Assistant Professor (English)
Department of Mathematics & Humanities, Institute of Technology, Nirma University, Ahmedabad

Content Writers

Ms. Donika P. Patel,
Ms. Devyani Dhandhukiya
Ms. Anjali P. Mistry

Programme Coordinator

Dr.Awa Shukla,, Director (I/c) Student Services
Dr.Babasaheb Ambedkar Open University, Ahmedabad

Publisher

Dr.Bhavin Trivedi, Registrar (I/c), Dr.Babasaheb Ambedkar Open University, Ahmedabad.

Copyright © Dr. Babasaheb Ambedkar Open University – Ahmedabad. June 2020

ISBN : 978-93-92139-06-2

Year: 2020

All rights reserved. No part of this work may be reproduced in any form, by mimeograph or any other means without permission in writing from Dr. Babasaheb Ambedkar Open University, Ahmedabad. While all efforts have been made by editors to check accuracy of the content, the representation of facts, principles, descriptions and methods are that of the respective module writers. Views expressed in the publication are that of the authors, and do not necessarily reflect the views of Dr. Babasaheb Ambedkar Open University. All products and services mentioned are owned by their respective copyrights holders, and mere presentation in the publication does not mean endorsement by Dr. Babasaheb Ambedkar Open University. Every effort has been made to acknowledge and attribute all sources of information used in preparation of this learning material. Readers are requested to kindly notify missing attribution, if any.



Dr. Babsaheb Ambedkar Open University

(Established by Government of Gujarat)

FASHION DESIGN – DIPLOMA COURSE

DFD: 07

FASHION SKETCHES AND ACCESSORIES DESIGNING

Unit 1	01
Types of Drawing and Designs	
Unit 2	20
Expression of Colours	
Unit 3	36
Fashion Figures	
Unit 4	60
Fashion Sketches of Children	
Unit 5	67
Fashion Sketches of Man	
Unit 6	78
Fashion Sketches of Women	
Unit 7	98
Sketches of Formal Wear	
Unit 8	112
Sketches of Uniforms	
Unit 9	123
Sketches of Sports Wear	
Unit 10	137
Sketches of Night Wear	

Unit 11	153
Sketches for Traditional Wear of India	
<hr/>	
Unit 12	168
Functional Clothing	
<hr/>	
Unit 13	179
Accessories Design for Boy-Man	
<hr/>	
Unit 14	192
Accessories Design for Girl-Women	
<hr/>	

UNIT: 1**TYPE OF DRAWING AND DESIGNS****STRUCTURE:****1.0 Objectives****1.1 Introduction****1.2 Types of drawing****1.3 Tool kit required for drawing****1.4 Important aspects of fashion drawing****1.5 Elements of designs****1.6 Drawing of Different body parts****Check Your Progress****Multiple Choice Questions****1.7 Let Us Sum Up****1.8 Key Words****1.9 Some Useful Books****Answers**

1.0 OBJECTIVE

After studying this unit the student will be able to

- Understand about importance of fashion illustration in fashion and design education.
- Identify the elements that influence clothing designDevelopment.
- Learn how to develop the human body parts in fashion figure.

1.1 INTRODUCTION

Drawing is a creative art which communicates the ideas, feelings and thoughts of the artist. It is a form of visual communication which creates a profound long term impact on the viewer's mind. It is the straight acknowledgment of visual objects, feelings, ideas, and dreams, including symbols and even abstract forms. Drawings were the basic forms of expressions of one's thoughts since the Stone Age. Its set of experiences dated back to even before the times languages were framed.

No wonder incalculable drawing styles and techniques have developed after some time. There are various types of drawing dependent on types of drawing styles, kinds of drawing methods and media. Drawing types of art are diverse all around the world. Various kinds of drawing technique are accessible to practice and gain expertise.

1.2 TYPES OF DRAWING

There are different types of drawings like

- Fine Art Drawing
- Diagrammatic Drawing
- Geometric Drawing
- Architectural Drawing
- Analytic Drawing
- 3D Drawing / Anamorphic Drawing

But, when we learn fashion sketches, we learn these types of fashion drawing.

Flat sketch drawing

The most important fashion sketches that play major role in producing a garment like creases, zippers, manages, style lines, stitch lines and specialized equipment of garment.

Flat fashion sketch permit the seam stress and creation unit to understand the design and acts as the main communication tool to make clothing alive.

Tech sketch drawing

This is a flat sketch with details of the garment written in text.

Quick sketch drawing

A "sketch" is usually a speedy and loosely drawn work; Fashion sketching propels a designer's ideas from page to creation. The first step in this process is called a "croquis"—a quick sketch of a human body that serves as the template for a piece of clothing or outfit.

Specification drawing

This is a more exact show of the garment, with all details included on it like the fabric utilized, trims utilized, the amount it will cost to deliver etc.; this is utilized for the manufacturing cycle.

Working drawing

This is the drawing introduced to the pattern maker with all the information required by him to make the pattern pieces. Fabric samples, the fasteners utilized ought to be remembered for the complete information passed on with the working drawing.

Presentation drawing

This is the final drawing that a fashion designer makes to present to a customer or producer.

Fashion croquis

Croquis means sketch in French; in fashion, this refers to a figurative fashion template. The drawing of a figure can be utilized as a format over which you can follow and draw a design or garment.

Adobe illustrator drawing

The inclusion of Adobe Illustrator in fashion and design courses as a component of CAD is done for good reasons. The software has been enabling artist to make proficient standard vector graphics. Illustrator can positively make your creativity shine.

1.3 TOOL KIT REQUIRED FOR DRAWING

Fashion sketchbook

Fashion sketchbooks are combined with extensive fashion information and figure formats. The templates are barely visible, which makes it simple to sketch your design over them. Fashion sketch books come in two sizes: A4 and A5.

The fashion sketchbook consists of the relative multitude of drawings you have made – it is a collection of all your ideas. Sometimes the initial thought is sketched.



Figure 1

Drawing pencils

Good pencils like HB, B and 2B are used for drawing shapes and 4B, 6B & 8B pencils are used for shading and highlighting.



Figure 2

Sharpeners and erasers

It's very important to draw with fine lines. Pencils should be sharpened well and erasers should be used to erase when required.

Colors

Pastel colors and color pencils are used for filling color. Water color pencils can be used to have watercolor effects and if you use a paint brush along with it to blend the colors no one would be able to judge that it is made with a pencil.

After sketching with pencils, you can apply watercolors to your designs. To get paint from a pan, use a brush to pick up a color. Then, put it on your palette and mix it with a variety of colors to get the ones you want.



Figure 3

Fine black pens

For fine-tuning and adding detailed work to sketches, such as drawing prints and patterns.



Figure 4

Scales

Scale for making straight lines with proper measurement.




Figure 5

Markers

Fashion markers combine well with other media such as pencils, ink pens, and graphite.



Figure 6

1.4 IMPORTANT ASPECTS OF FASHION DRAWING

The primary feature of your fashion sketch ought to be garments and nothing else. You are introducing the garment and when drawing you ought not to neglect to focus on this. All the other things ought to be secondary and should be complementing your garments.

In you can introduce the texture of the fabric and the wrap of the folds of the fabric you will have an extraordinary drawing. For that, you should dominate some drawing techniques which are not difficult to master but can create a stunning effect on your final sketch.

The piece of clothing isn't drawn from one side. You will be approached to introduce the piece of clothing from all sides. If you can get a 3-dimensional view with your drawings you will have a winner of a fashion sketch.

1.5 ELEMENTS OF DESIGNS

The elements are fundamentals for any design. The elements go about as tools and principles go about as guidelines on how to utilize the elements. Details that form an essential piece of the articles of clothing are structural designs. These might be straightforward or elaborate. The applied design utilized in limited areas produce a coordinated impression. The size of the applied design identifies with the size of the space that it occupies.

1.5.1 Line: Line is the strongest and most important domain.

Types of lines

- Straight
- Curve
- Diagonal
- Wavy
- Zigzag
- Thick
- Thin
- Perpendicular
- Dotted
- Spiral

The emotional and physical effects of lines are given below:

Types of Line	Meaning Conveyed
Zigzag Line	Lightning, not suitable for expensive clothes
Straight Line	Firmness
Uneven Line	Uncertainty
Thin Line	Feminine, Delicacy
Thick Line	Strength, Alertness
Wavy Line	Feminity

In garments lines can be categorized in threeways

1) Type

- **Straight line:** All garments have some straight lines in them which help to emphasize body angularity and neutralize the roundness of the body. Seams, darts, yokes, hems or article of clothing edges, trims, pleats, hems, tucks, braids, zippers, rows of buttons and panels are for the most part straight lines. Straight lines oppose normal curves and signify permanence, neatness and strength. They render a feeling of elegance, bold and incredible, steady and impacts in an article of clothing. Utilize just limited number of straight lines in a dress as more straight lines can give a stiffer and slimmer look.
- **Curve line:** Curved lines are less moderate, formal and powerful than straight lines. Circles and curves make spaces look bigger than they truly are. They augment the size and shape of the figure adding interest to a design. They give soft, delicate, youthful and flowing impact.
- **Zigzag line:** These lines have sharp focuses like zigzags, which change the direction suddenly because of their points. This type of line gives a feeling of jerky, busy, excited impact. They also emphasize angularity. At the point when they are utilized beyond what is required these lines can make a feeling of confusion in dress. As they are truly recognizable their utilization ought to be limited. Decorative fabric pattern and trim like rickrack can assist with making this effect. They are additionally used to combine various pattern and textures.

2) Direction

- **Vertical:** Dresses having vertical lines whenever worn by a thin person makes the person look much taller and thinner. Vertical lines are found in a shirt front, princess lines, darts, pleats, tucks and in fabric pattern. These lines are best utilized on short and heavy figures.
- **Horizontal:** These lines will direct the viewer across the article of clothing, emphasizing figure's width by then. They give the impression of more width and less height. The figure looks shorter and wider. Horizontal lines are found at waistlines, hemline, wide neck area, sleeves, collars, boards, midsections and in belts.
- **Diagonal:** Diagonal lines in an article of clothing will in general slenderize the entire body, more than vertical lines. They are solid and draw attention to the area where they are utilized. Hence if a feeling of movement or speed is desired, or a feeling of activity, diagonal lines can be utilized.

3) Application

- **Structural:** Structural lines are generally visible if the fabric of the garment is plain. They can be presented through constructional lines like seams, darts, fitting tucks and shirring. Wrinkles and fold created by pleats, gathers etc. also give structural line impact in an article of clothing.
- **Decorative:** Decorative lines are made by adding details to the surface of clothing. They are added just to embellish the piece of clothing and make it really interesting. They add style and personality. They can be formed by adding lines of , buttons, topstitching, piping, bias binding, ribbon edging, faggoting, ruffles etc. fabric pattern like stripes, plaids, herringbones, checks etc. also add lines decoratively.

1.5.2 Dot:

Dot is known as basic element of point. It is the smallest unit suggesting its essence and area. The size of the dots additionally passes on a message. The bigger the dot is, the more expanded the surface shows up, and the vice versa. Subsequently, a thin figure should wear a dress of bigger dot to cover the figure issue. A chain of specks become a line.

Types of dots

- Uneven dots
- Even dots
- Small dots
- Big dots
- Scattered dots

1.5.3 Shape:

Shapes have both physical and psychological effects on the lines surrounding them. Space within the shapes and separating the shapes also has an impact. The word "shape" usually suggests geometric shapes and there are many shapes such as flat ones with equivalent sides - square, circle, pentagon, hexagon, and octagon; with unequal shapes like oval, triangle, diamond, square, equivalent side's three-dimensional shapes like sphere and cube. But original forms are rarely seen in dresses: however the garment shapes suggest these forms.

1.5.4 Form:

Form like sphere, cone, box, dome and etc. can be introduced structurally into garments through incorporation of puff sleeves, skirts, lehanga, and formal gent's suit. Some general guideline to be continued in introducing the above ought to be in harmony between different proportion and with the entire garment.

1.5.5 Texture:

Texture is the element of design that describes surface appearance and feel understood by sight just as by touch. It also means the presence

of the fabric. It is the quality of roughness or smoothness, dullness or glossiness, stiffness or softness quality. Some words to describe the texture of fabrics are: rough, smooth, dull, shiny, firm, crisp, fluffy, bulky, dull etc. Texture is characterized as tactile quality of a fabric. Hand alludes to the tactile parts of the fabric. Texture has the definite physical dimensions of weight, size, mass and shape. There are two kinds of surfaces textures – structural texture, which is made when fabrics or garments are manufactured, and added visual surfaces, which come when a design is printed onto the texture surface. There are different segments like fibers, yarns, fabrics and finishes that determine texture.

1.5.6 Color:

Every season colors emerge in the fashion scene which is chosen by the main producers, exporters and textile specialists of the fashion world. Color is the significant deciding factor. Color is a property of light, a sensation, which happens when light enters eyes. Color enables one to express them, to influence the feeling, and furthermore reveal the personality of the wearer. Color has the ability to excite and shock, irritate or soothe, attract or repel.

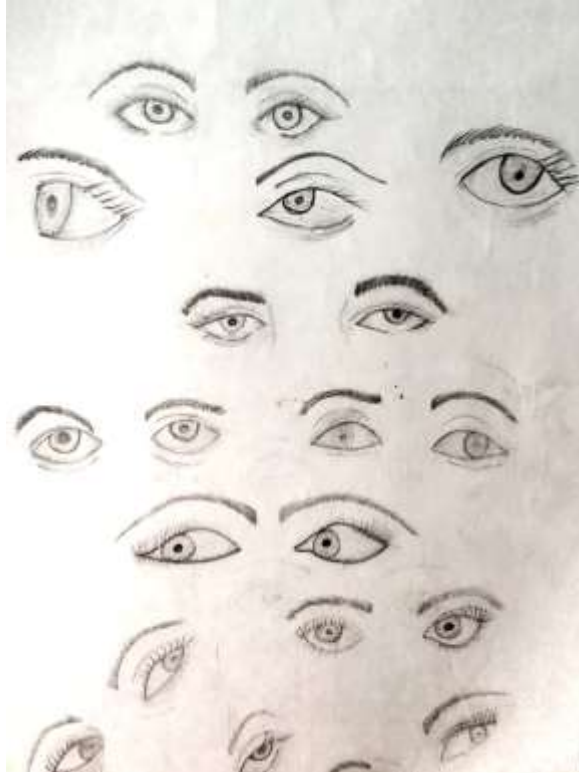
1.5.7 Space:

Space in a work of art refers to a feeling of depth or three dimensions. It can also refer to the artist's utilization of the space inside the image plane. The area around the primary object in a work of art is known as negative space, while the space involved by the primary objects is known as positive space.



1.6 DRAWING OF DIFFERENT BODY PARTS

The most important thing in fashion drawing is the fashion figure and its various parts like eyes, ears, nose, lips, face, hairstyle, hands shoes etc. So before you learn about fashion figures, it is very important to study about different parts of human body. Let us learn how to make sketches of the different parts of the body.

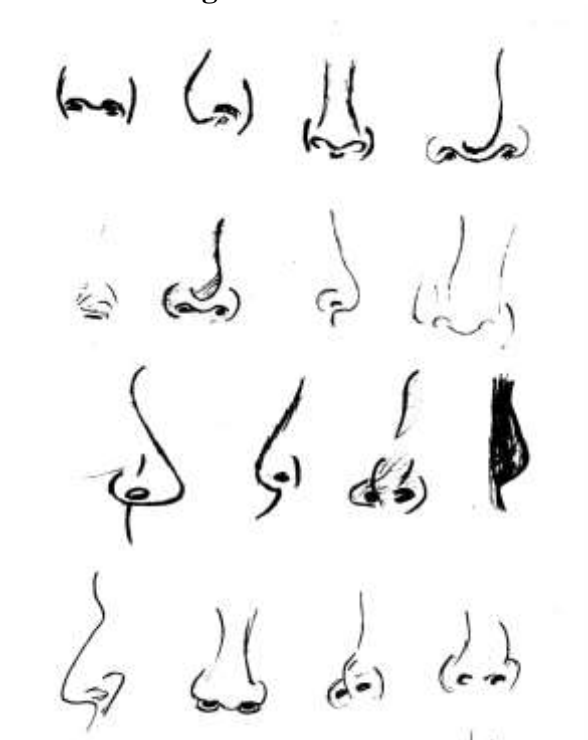
Drawing of eyes



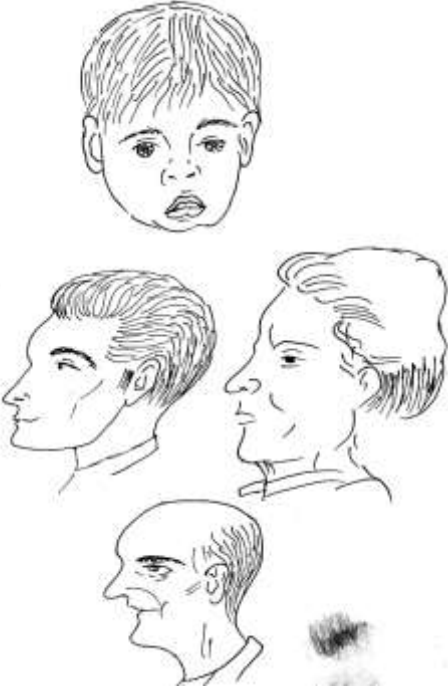
Drawing of lips



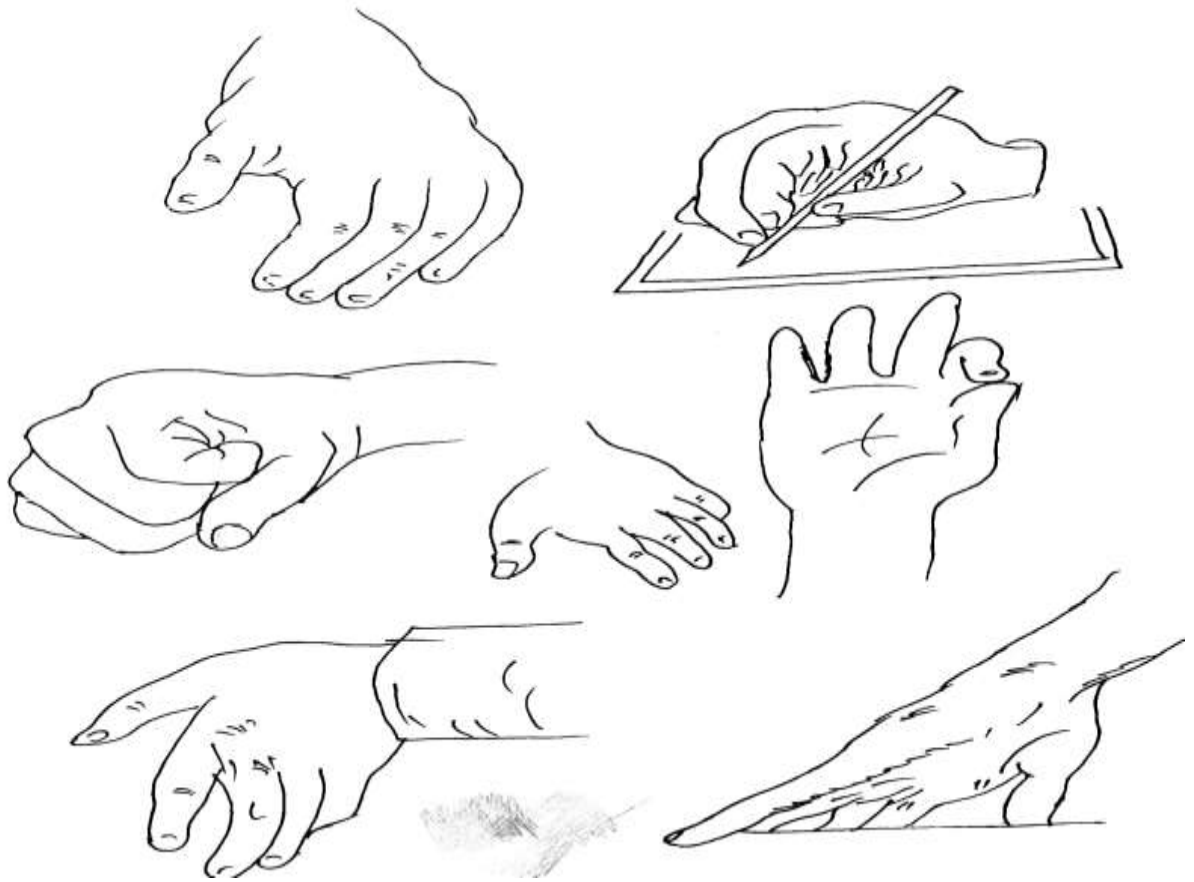
Drawing of Noses
Drawing of Ears



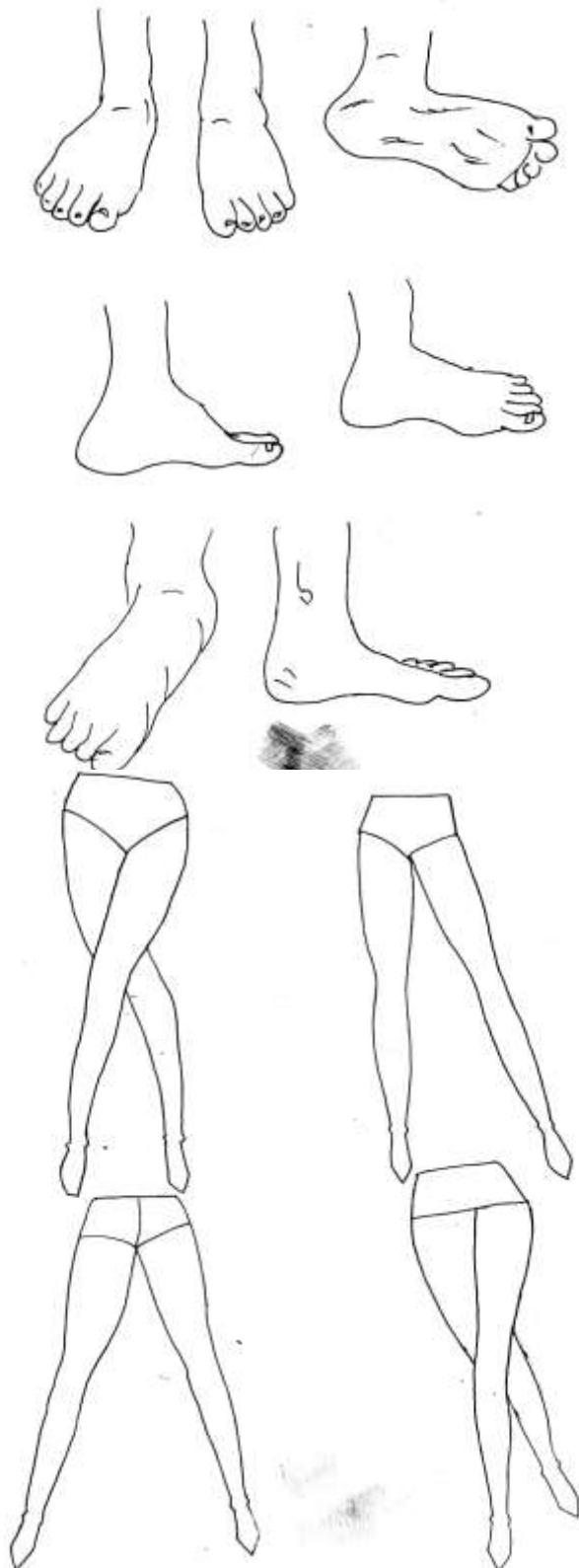
Drawing of Faces Drawing of hair styles



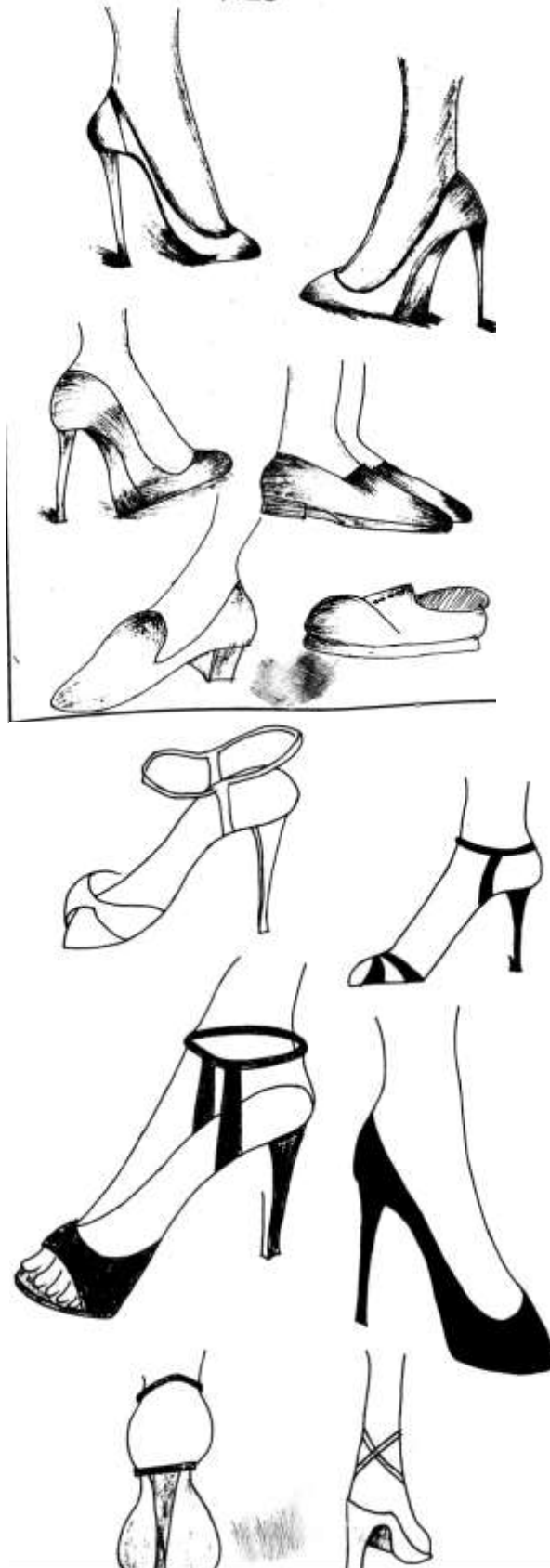
Drawing of hands



Drawing of legs



Drawing of shoes and sandals



Check Your Progress

1) Describe the important aspects about fashion Drawing.

2) What is a Fashion Drawing?

3) Enlist the element of drawing.

4) What is line drawing? Describe emotional physical effects of line.

Multiple Choice Questions

1) Which type of drawing is used in fashion drawing?

- (A) 3D drawing
- (B) Fine Art Drawing
- (C) Diagrammatic Drawing
- (D) Flat sketch Drawing

2) The most important tool of fashion drawing.

- (A) French curve
- (B) Pencils
- (C) Red pen
- (D) All

3) In garments lines can be categorized in _____ ways

- (A) Three
- (B) Five
- (C) Four

(D) Two

1.7 LET US SUM UP

There are different elements of design such as line, form, color, texture which greatly influence the clothing decisions. Elements create psychological effects and physical effects which should be carefully balanced for an appropriate appearance. You draw the human figure with your clothing design and present everything about the style of clothing, embellishments you want to add on it, then pepper it with the attitude you want to convey with that particular style and there you have your fashion drawing laid out for the world to take notice. So you can say that a fashion drawing is the first step in creating beautiful garments

1.8 KEY WORDS

Elaborate	Complicated, Detailed
Slenderize	Slim, Thin
Preparatory	Fundamental, Elementary

1.9 SOME USEFUL BOOKS

<https://sewingpatterns.com/truth-about-fashion-sketching/>

<https://findanyanswer.com/what-are-the-6-types-of-fashion-drawings-for-clothes>

<https://sewguide.com/fashion-illustration-drawing/>

Answers

Check your Progress

1. The primary feature of your fashion sketch ought to be garments and nothing else. You are introducing the garment and when drawing you ought not to neglect to focus on this. All the other things ought to be secondary and should be complementing your garments.

In you can introduce the texture of the fabric and the wrap of the folds of the fabric you will have an extraordinary drawing. For that, you should dominate some drawing techniques which are not difficult to master but can create a stunning effect on your final sketch.

The piece of clothing isn't drawn from one side. You will be approached to introduce the piece of clothing from all sides. If you can get a 3-dimensional view with your drawings you will be a winner of a fashion sketch.

2. Drawing is a creative art which communicates the ideas, feelings and thoughts of the artist. It is a form of visual communication which creates a profound long term impact on the viewer's mind. It is the straight acknowledgment of visual objects, feelings, ideas, and dreams, including symbols and even abstract forms. Drawings were the basic forms of expressions of one's thoughts since the Stone Age. Its set of experiences dated back to even before the times languages were framed. No wonder

incalculable drawing styles and techniques have developed after some time. There are various types of drawing dependent on types of drawing styles, kinds of drawing methods and media. Drawing types of art are diverse all around the world. Various kinds of drawing technique are accessible to practice and gain expertise.

3. Different kind of elements

- Line
- Dot
- Shape
- Form
- Space
- Texture
- Color

4. Line is the strongest and most important domain.

Emotional and physically effects of lines

Types of Line	Meaning Conveyed
Zigzag Line	Lightning, not suitable for expensive clothes
Straight Line	Firmness
Uneven Line	Uncertainty
Thin Line	Feminine, Delicacy
Thick Line	Strength, Alertness
Wavy Line	Feminity

Multiple Choice Questions

- 1) (D) Flat sketch Drawing
- 2) (B) Pencils
- 3) (A) Three

UNIT: 2**EXPRESSIONS OF COLORS****STRUCTURE:****2.0 Objectives****2.1 Introduction****2.2 Importance of Color in Fashion****2.3 Color Properties / Terminology****2.4 Color Wheel****2.5 Color Scheme****2.6 Color Expression****2.7 Warm and cool Color****2.8 Role of Color in Designing****2.9 Visual Effects of Color in Dress****Check Your Progress****Multiple Choice Questions****2.10 Let Us Sum Up****2.11 Key Words****2.12 Some Useful Books****Answers**

2.0 OBJECTIVES

After studying this unit the student will be able to

- Gain knowledge regarding various color systems
- Differentiate color based on characteristics
- Acknowledge the significance of color
- To get information about importance of colors in dress
-

2.1 INTRODUCTION

Color is the most intriguing design component as it is the first thing that meets the eye of the customer. Color is a property of light, a sensation, which happens when light enters the eyes. Color empowers one to put themselves out there, to influence the feelings, and furthermore

reveal the personality of the wearer. Color has the ability to excite and shock, disturb or soothe, attract or repulse.

Objects seem hued on the grounds that their surfaces absorb certain parts of the visible range of light and reflect different parts back to our eyes. For example if an item seems blue, it is because that the object absorbed any remaining colored shaded light and reflected just blue color light. Visible spectrum of light or white light contains colors from blue toward one side of the range to red at the opposite end. The closures of this spectra band is twisted and joined to form a color wheel.

2.2 IMPORTANCE OF COLOR IN FASHION

We can say that color is the primary thing people observe in our garments and the effect is instantaneous, and it also leaves a lasting impression. This means, if a person loves wearing a specific color repeatedly, then it's easy to develop an understanding of his / her personality.

Color attracts attention, creates an emotional connection, and leads the purchaser to the item. Color is one of the most important design elements, if not the most significant. There are a few things to keep in mind when developing a color strategy: psychology, culture, trends and more.

The significance of color design comes from the meaning of color to the human brain. Colors make idea, sparkle interest, and produce certain feelings. A few colors hold a universal significance for example, it is regularly perceived that red is a color for warning and green is means go.

2.3 COLOR PROPERTIES / TERMINOLOGY

Hue

It is the family name of a color, which recognizes one tone from the other. It is precise depiction of a color. Hue is a more specialized meaning of our color perception which can be utilized to convey color thoughts. Hues can allude to the arrangement of "pure" colors inside a color space. Hue is the other word for color. The hue names are red, orange, yellow, green, blue, violet, magenta, cyan etc.

Tint

Tint is a color term normally utilized by painters. A tint is a blending result of a unique tone to which has been added white. If you tinted a color, you have been adding white to the original tone. A tint is lighter than the original color. At the point when utilized as a dimension of a color space, tint can be the measure of white added to a unique tone. In such a color space a pure color would be non-tinted.

Shade

Shade is a color term generally utilized by painters. A shade is a blending result of a unique color to which has been added black. If you

shaded a color, you have been adding black to the original tone. A shade is darker than the original tone. At the point when utilized as a dimension of a color space, shade can be the amount of black added to an original color. In such a color space a pure color would be non-shaded.

Intensity/ chroma

Intensity is brightness and dullness of a color. The tones on the color wheel are of full intensity. At the point when gray or its complement tone is added it turns out to be less intense. A dull color is unsaturated or low in intensity. A color without any brightness is achromatic (dark, white and / or gray. As per intensity, colors are called as extremely brilliant, bright medium, bright, bright medium, medium dull, dull or very dull. On the other hand black and white are neutrals.

2.4 COLOR WHEEL

A color circle, based on red, yellow and blue, is customary in the field of art.

Primary colors: Red, yellow and blue

In color wheel theory, primary colors are the 3 colors that can't be blended or framed by any mix of different colors. Any remaining colors are gotten from these 3 hues. They are alluded to as primary since they can't be made by blending other color and all other colors can be made by them. The three primary hues are put at equivalent distance from one another on the color wheel.

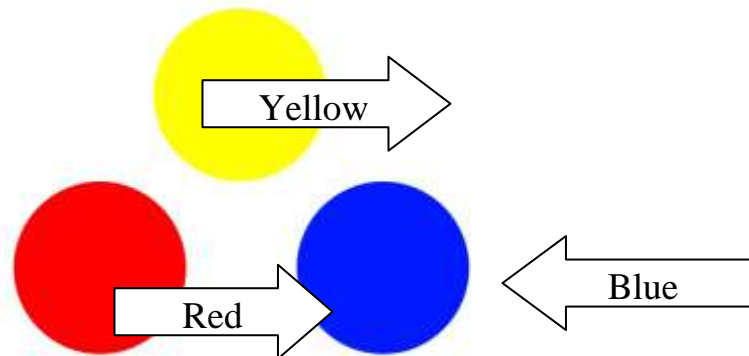


Figure 1 Primary colors

Secondary colors: Green, orange and purple

The three secondary colors are orange, green, and violet (purple). They are made by blending equivalent amounts of two primary colors together. They are found somewhere between the primary colors on the color wheel. Orange is made by blending red and yellow. Green is produced using equivalent amounts of blue and yellow. Violet is a combination of red and blue.

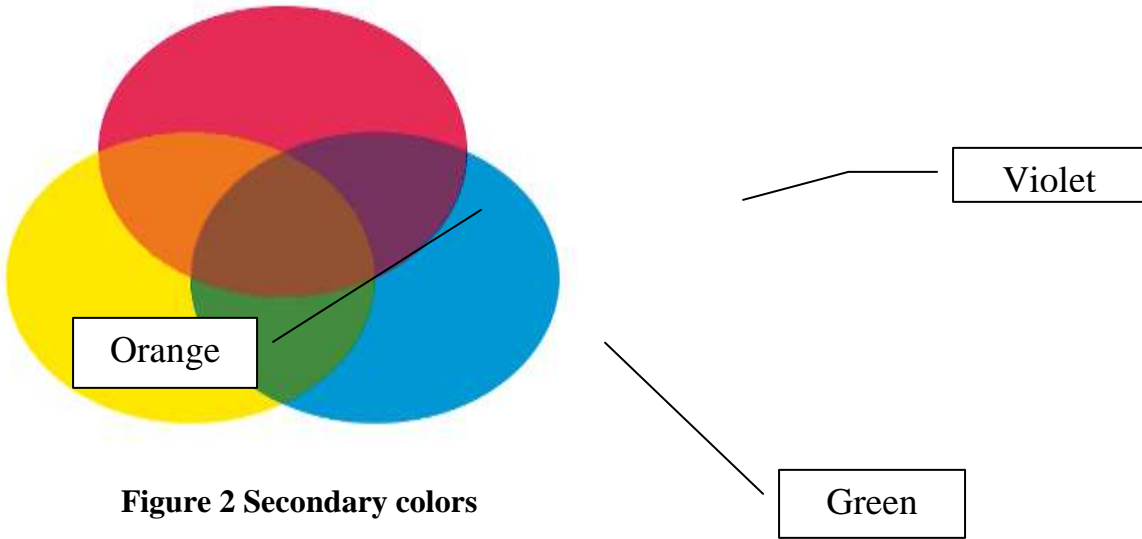


Figure 2 Secondary colors

Tertiary colors: Yellow - Orange, Red - Orange, Red - Violet, Blue - Green, Blue -Violet, Yellow - Green
 Intermediate hues (at times called tertiary hues) result when equivalent amounts of abutting primary and secondary colors are joined. When naming them, it is customary to state the name of the primary hue first for example red - orange is the tertiary among red and orange. Intermediate colors are blue - violet, blue - green, yellow - green, yellow - orange, red - orange, and red -violet.



Figure 3 tertiary colors

2.5 COLOR SCHEME

Color when joined ought to be utilized at the right proportion or, else they conflict and give an awkward appearance as opposed to being excellent. Color scheme is the practice in which those colors are utilized together. A comprehension of well known color scheme assists us with

accomplishing various results by utilizing various combinations of colors. The six fundamental colors schemes are as follows:

Color scheme comprises of at least one of the twelve colors present on the color wheel. By pairing various colors with one another, you can make endless color ranges to use in any composition. Different color combinations evoke various moods or tones by utilizing color theory and color psychology.

(A) Monochromatic color scheme:

A monochromatic color scheme is a one-color scheme that utilizes various tints, and shades. Neutrals like dark and white can be added to a monochromatic scheme for contrast and interest.

By adding hints of white, gray, or black, that single color ventures into a whole range with varying amounts of value. Those tints, tones, and shades give features and shadows to spruce up an otherwise flat color palette.

This color scheme is very flexible and easy on the eye. Utilizing numerous hues in a design can regularly prompt a conflict in colors and obstruct the design's appearance; differentiating color variations on one hue assists to simplify a design without making it excessively level. In the illustration below, the incorporation of dark orange and brown colored give visual interest while as yet keeping the general color scheme minimal.

A monochromatic range doesn't mean the color choice must be exhausting or expected; the color decision simply needs to work inside the setting of the brand or design. When utilizing this color scheme, make certain to know the base color's psychology and how it impacts for the item or design's mood and tone. Utilizing a color palette with hues of comparative worth will make your design flat and one-dimensional.

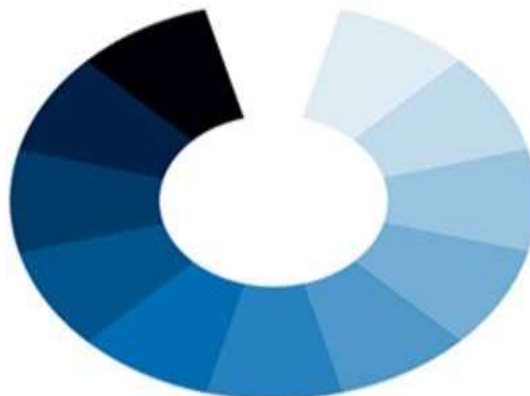


Figure 4 Monochromatic color schemes

(B) Analogous:

The word “analogous” means closely related, so the mix of these hues has a harmonious appeal like that of monochromatic color schemes. They all have one hue in common so things cannot get too wild. An analogous color scheme with a base hue is extended with two neighboring hues. Analogous colors comprise of a gathering of three colors that border each other inside the color wheel.

These palettes are known to be satisfying to the eyes, so in case you're uncertain of which color scheme to use in your next project, an analogous color palette won't ever disappoint. When picking analogous groups for your project, keep your palette grounded by utilizing only cool or warm colors together.

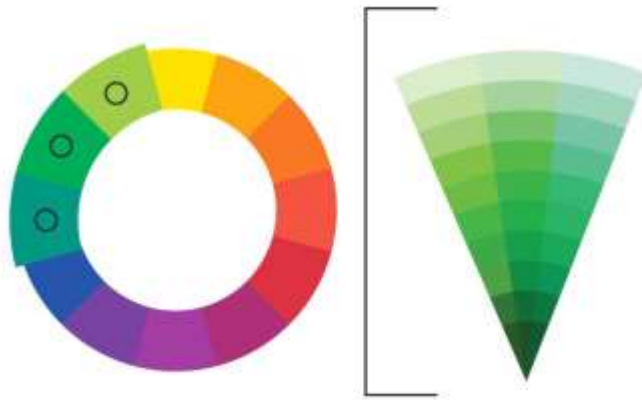


Figure 5 Analogous

(C) Complementary:

This scheme utilizes colors that are opposite on the color wheel. Complementary colors are opposite to one another on the wheel. They have extraordinary difference. In fact the color looks significantly brighter when they are utilized next to each other. Examples are blue and orange, violet and yellow, and red and green. Worn together in full strength, these colors can give a genuine jolt. Be that as it may, when utilized in colors and shades, they can be modern and satisfying. A delicate color of one is generally appealing with a profound shade of the other.

Colors opposite each other on the color wheel ordinarily give high difference when combined together. At full saturation, complementary hues can be excessively extraordinary for the viewer. To tone down the intensity, incorporate tints, tones, and shades to expand the palette, similarly as with the monochromatic color scheme.

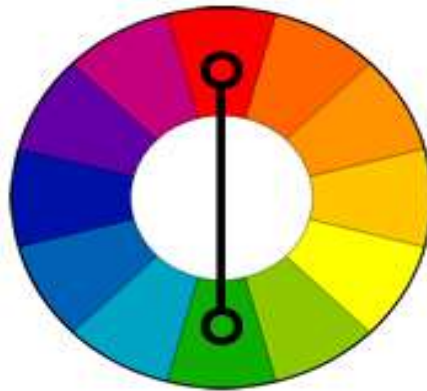


Figure 6 Complementary

(D) Split-complementary color scheme:

A split-complementary color scheme utilizes three tones. It combines one tone with the two colors on the sides of its complement. First pick a color and discover its commendation in the color wheel and then take tones on one or the other side of the compliment. For example, blue may be utilized with yellow-orange and red-orange. This is also a bright color scheme, to be utilized with care in your apparel.

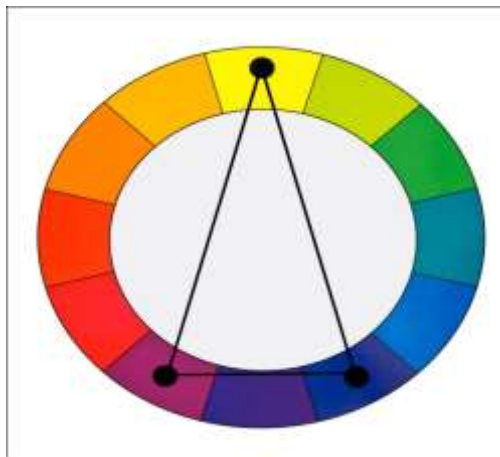


Figure 7 Split-complementary

(E) Triad color scheme:

A triad color scheme combines three tones, which are equidistant on the wheel. Examples are red, yellow, and blue, or purple, green, and orange. It has a lot of difference. To soften the contrast, one may decide to join satisfying values and intensities.

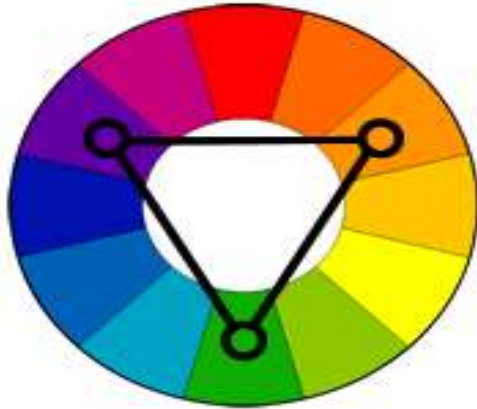


Figure 8 Triad color

2.6 COLOR EXPRESSION

Color can be utilized to communicate different moods, personality features, and opinion on the wearer, etc. Response to color is a highly individual matter. Each man, woman and youngster has a degree of color sensitivity. A few people are more color sensitive and react more viciously to colors than others. Public may actually become physically ill, excited, soothed or depressed by exposure to certain colors. Each tone is related for certain feelings. The following are some of the examples of moods and feelings associated with color.

Hue	Meanings, connections and emotions
Black	Death, unbearable, evil, criminality, hidden aspects, depression, grief, pain, hopeless but also sophistication, authority, style. Regarding clothes, black is the color of mourning in almost all occidental countries, also used as penitence for monks.
White	Light, Peace, Virginity, Purity, cleanness, cold. Western bride wears white to represent her chastity
Brown	Wood, comfort, ground, Stability, Nature, Earth, Non-Vegetarianism, substance
Red	Passion, Love, blood, Danger, appetite, Power, Optimistic, dynamic, energizing, exciting, sexy, intense, power, fire, hell, stimulating, aggressive, powerful, energetic, dangerous, weapons
Yellow	Seems to stimulate the nervous system, it is linked to intelligence, logical thinking, innovation, spirituality, hope, joy, delicate, Cheeriness, joy, action, optimism, happiness, idealism, summer, hope, imagination, sunshine, philosophy, youth
Pink	Tenderness, Feminine, Girlish
Purple	Royalty, high range, mysticism

Green	Fertility, Freshness, Growth, Vegetarianism, Nature, envy, healing, fertility, good luck, hope, stability, success, generosity
Blue	Cold, Truth, healing, tranquility, relax, sadness, wisdom, stability, peace, harmony, trust, calm, confidence, protection, loneliness, emotion control security, Color of Krishna; it represents water and the sky.
Orange	Excitement, strength, Youthfulness, Prosperity, Ambition, fun, happy, energetic, social behavior, balance, flamboyant, warmth, enthusiasm, generosity, vibrant, expansive, organic, warm
Gray	Neutrality, Fusion of happiness, and sadness
Gold	Value, honor, loyalty

2.7 WARM AND COOL COLORS

Warm Colors

Color makes a feeling of warmth and coolness when looked at. The color wheel can be divided into warm and cool sides. The colors on the red side of the wheel are said to be warm in light of the fact that they are related with warm phenomena. Warm colors are red, orange, and yellow. They appear to be hot like the sun, or like fire. Orange is the hottest color. Warm colors give a feeling of gaiety, activity, and cheerfulness and lively mood. Warm colors appear to advance, or to come toward the observer. They make the body look bigger. White and light tones likewise make objects look bigger.

Warm colors comprise of orange, red, yellow, and combinations of these and comparative colors. As the name indicates, they tend to make you consider warm things, like daylight and warmth. Visually, warm colors look like they come nearer, or advance, which is the reason they're regularly used to make large rooms seem to be cozier. If you have a huge room that you need to look more personal, have a go at painting it a warm color, such as terra-cotta or brown to make it feel cozier.

Cool colors

The green side suggests cool phenomena. Cool tones are green, blue, and violet. They help us to remember water or the sky. Blue is the coolest color. Cool colors give a feeling of quietness and restfulness. They recommend a subdued mind - set. If overdone, they can be depressing. Cool colors appear to retreat, or to move in an opposite direction from the observer. They make the body look more modest. Designers frequently

utilize cool colors for garments in huge sizes so those people look more modest.

Cool color is typified by blue, green, and light purple. They can quiet and soothe. Where warm colors help you to remember warmth and daylight, cool colors help you to remember water and sky, even ice and snow. In contrast to warm colors, cool colors look like they subside; making them incredible for little rooms that you need to seem bigger. On the off chance that you have a tiny room or powder room that you need to expand visually, try painting a color, such as, light blue to cause it to appear to be more extensive.

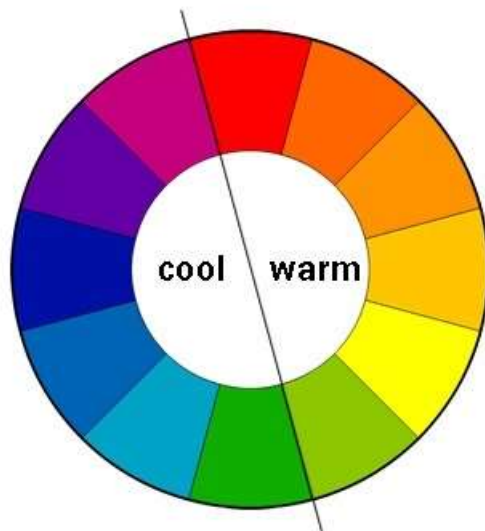


Figure 9 warm and cool colours

2.8 Role of Color in Designing

Information about color and its use is significant in achieving a well dressed appearance. If not utilized well or joined well, color can cause apparel to look to affected or extremely dull. Colors in apparel are typically best utilized by the accompanying.

Black is good for formal wear. It will in general be refined. Brown is casual, regular and informal Navy looks great on nearly everybody and is good for sportswear or classic styles. For a custom fitted picture beige and gray are to be chosen. White looks great with any remaining tones. Off-white is preferred for most people than pure white.

Red, green, and blue have numerous colors, shades and intensities which make these hues reasonable for practically all occasions. Yellow is good for casual, fun garments, however it isn't pleasing for some, skin tones in bright colors are fun for active sportswear or as accents with neutrals.

Utilizing a color with a neutral causes the color to seem brighter. Also, white and gray look more brilliant when put adjacent to black. Clothing outfits are by and large more alluring if they do not have equivalent spaces of light and dark. In most cases colors in garments appear to be better adjusted if light ones are utilized above dark ones. Colors of differentiating value are often exciting when utilized together. Extreme differences make colors look more brilliant.

2.9 VISUAL EFFECTS OF COLOR IN DRESS

A single color for a whole outfit makes a person look thinner and taller. When mixing two colors in an outfit, special precautions are required. Sharply contrasting colors seem to shorten the body. This impact can best be utilized for an exceptionally tall person, separating the top and lower part of the dress.

Colors respond with one another and the impacts they give depending on how light, dark or strong the colors are. Dark, cool and dull colors make objects to seem smaller than similar objects in warm, light or bright colors. Warm and bright colors make a form seem bigger due the colors advancing characteristics. Such colors are white, yellow, orange and red.

When two hues of identical tone are utilized together, they cause visual 'conflicting' – colors seem to jump around because they both compete similarly for consideration. This impact is decreased by changing the tone of one or both the colors. In most cases one ought not to utilize more than three significant colors in an outfit. It is ideal to utilize one color for a large area and another color or two for smaller areas. Students of Apparel design need to see the light and dark shades of a hue that show up on pieces of clothing when folded.

Colors can create different effects and illusions of dress and the wearer.

- Light colors suit skinny people as they tend to give wider look.
- Dark colors recede visually and can be used to give a slim look.
- Floor length garments with single color make person look tall.
- Light color upper garments when teamed with dark colored lowers add height
- Single color or tones of that color can add height.
- Bright colors highlight the areas of the body hence should be used carefully.

Terms introduced

- Phenomena: An observable event or occurrence

- Classic styles: Traditional style that always exists even fashion changes frequently
- Beige: Light brown color

Check Your Progress

1) What is color?

2) Describe Monochromatic color scheme

3) What are the properties of color?

4) Write about Warm colors and cool colors.

Multiple Choice Questions

(1) Red, yellow and blue is _____ colors.

- (A) Primary color
- (B) Secondary color
- (C) Tertiary color
- (D) All of above

(2) A _____ is lighter than the original color.

- (A) Shade
- (B) Hue
- (C) Tint
- (D) Intensity

- (3) Which color are tertiary colors.
 (A) Red - white
 (B) Blue - green
 (C) Yellow - black
 (D) Blue - pink
- (4) Cool tones are _____.
 (A) Blue, white and Gray
 (B) Yellow, Orange and Red
 (C) Red, Blue and Green
 (D) Green, Blue, and Violet.

2.10 LET US SUM UP

Color is a significant part of the human experience. The three elements of the color allow it to be utilized in endless combination limited simply by one's creative mind. One of the most affordable components can be adjusted in the production of garments. The selected colors ought to be suitable for the season, age, gender and occasion for which it is to be worn.

2.11 KEY WORDS

Achromatic	Colorless
Spruce	Neat, Elegant, Well groomed
Exhausting	Make feel very tired
Jolt	Push, Knock
Soothe	calm, quiet
Conflicting	clashing

2.12 SOME USEFUL BOOKS

<http://www.workwithcolor.com/color-properties-definitions-0101.htm>

<https://www.shutterstock.com/blog/color-scheme-definitions-types-examples>

Answers

Check your Progress

1) Color is the most intriguing design component as it is the first thing that meets the eye of the customer. Color is a property of light, a sensation, which happens when light enters eyes. Color empowers one to put them out there, to influence the feelings, and furthermore reveal the personality of the wearer. Color has the ability to excite and shock, disturb or soothe, attract or repulse. Objects seem hued on the grounds that their surfaces absorb certain parts of the visible range of light and reflect different parts back to our eyes. For example, if an item seems blue, it is because that the object absorbed any remaining colored shaded

light and reflected just blue color light. Visible spectrum of light or white light contains colors from blue toward one side of the range to red at the opposite end. The closures of this spectra band is twisted and joined to form a color wheel.

2) A monochromatic color scheme is a one - color scheme that utilizes various tints, and shades. Neutrals like dark and white can be added to a monochromatic scheme for contrast and interest.

By adding hints of white, gray, or black, that single color ventures into a whole range with varying amounts of value. Those tints, tones, and shades give features and shadows to spruce up an otherwise flat color palette.

This color scheme is very flexible and easy on the eye. Utilizing numerous hues in a design can regularly prompt a conflict in colors and obstruct the design's appearance; differentiating color variations on one hue assists to simplify a design without making it excessively level. In the illustration below, the incorporation of dark orange and brown colored give visual interest while as yet keeping the general color scheme minimal.

A monochromatic range doesn't mean the color choice must be exhausting or expected; the color decision simply needs to work inside the setting of the brand or design. When utilizing this color scheme, make certain to know the base color's psychology and how it impacts for the item or design's mood and tone. Utilizing a color palette with hues of comparative worth will make your design flat and one-dimensional.

3) There are four properties of color

Hue

It is the family name of a color, which recognizes one tone from the other. It is precise depiction of a color. Hue is a more specialized meaning of our color perception which can be utilized to convey color thoughts. Hues can allude to the arrangement of "pure" colors inside a color space. Hue is the other word for color. The hue names are red, orange, yellow, green, blue, violet, magenta, cyan etc.

Tint

Tint is a color term normally utilized by painters. A tint is a blending result of a unique tone to which has been added white. If you tinted a color, you have been adding white to the original tone. A tint is lighter than the original color. At the point when utilized as a dimension of a color space, tint can be the measure of white added to a unique tone. In such a color space a pure color would be non-tinted.

Shade

Shade is a color term generally utilized by painters. A shade is a blending result of a unique color to which has been added black. If you shaded a color, you have been adding black to the original tone. A shade is darker than the original tone. At the point when utilized as a dimension of a

color space, shade can be the amount of black added to an original color. In such a color space a pure color would be non-shaded.

Intensity/ chroma

Intensity is brightness and dullness of a color. The tones on the color wheel are of full intensity. At the point when gray or its complement tone is added it turns out to be less intense. A dull color is unsaturated or low in intensity. A color without any brightness is achromatic (dark, white and/ or gray. As per intensity, colors are called as extremely brilliant, bright medium, bright, bright medium, medium dull, dull or very dull. On the other hand black and white are neutrals.

4) Warm Colors

Color makes a feeling of warmth and coolness when looked at. The color wheel can be divided into warm and cool sides. The colors on the red side of the wheel are said to be warm in light of the fact that they are related with warm phenomena. Warm colors are red, orange, and yellow. They appear to be hot like the sun, or like fire. Orange is the hottest color. Warm colors give a feeling of gaiety, activity, and cheerfulness and lively mood. Warm colors appear to advance, or to come toward the observer. They make the body look bigger. White and light tones likewise make objects look bigger.

Warm colors comprise of orange, red, yellow, and combinations of these and comparative colors. As the name indicates, they tend to make you consider warm things, like daylight and warmth. Visually, warm colors look like they come nearer, or advance, which is the reason they're regularly used to make large rooms seem to be cozier. If you have a huge room that you need to look more personal, have a go at painting it a warm color, such as terra-cotta or brown to make it feel cozier.

Cool color

The green side suggests cool phenomena. Cool tones are green, blue, and violet. They help us to remember water or the sky. Blue is the coolest color. Cool colors give a feeling of quietness and restfulness. They recommend a subdued mind-set. If overdone, they can be depressing. Cool colors appear to retreat, or to move in an opposite direction from the observer. They make the body look more modest. Designers frequently utilize cool colors for garments in huge sizes so those people look more modest.

Cool color is typified by blue, green, and light purple. They can quiet and soothe. Where warm colors help you to remember warmth and daylight, cool colors help you to remember water and sky, even ice and snow. In contrast to warm colors, cool colors look like they subside; making them incredible for little rooms that you need to seem bigger. On the off chance that you have a tiny room or powder room that you need to expand visually, try painting a color, such as, light blue to cause it to appear to be more extensive.

Multiple Choice Questions

- (1) (A)
- (2) (C)
- (3) (B)
- (4) (D)

Reference Images

https://www.wikiwand.com/en/Secondary_color
<https://www.designwizard.com/blog/design-tips/color-theory>
<https://ziegler-art.weebly.com/journal-prompts/tertiary-colors>
https://www.researchgate.net/figure/Monochromatic-colors-in-colors-circle-the-base-color-is-blue_fig1_317442984
<https://www.graphicszoo.com/article/the-what-how-and-why-of-analogous-colors-all-you-need-to-know>
<https://www.tigercolor.com/color-lab/color-theory/color-harmonies.htm>
<https://luminous-landscape.com/color-harmonies-4-cool-warm-split-tetradic-and-square/>

3.0 Objectives**3.1 Introduction****3.2 Types of Fashion Figures****3.2.1 Female Figure****3.2.2 Male Figure****3.3 Importance of Fashion Illustration****3.4 Drawing of Fashion Figure step by step****3.5 Difference between Figures****3.5.1 Difference between male and female figure****3.5.2 Difference between normal figure and fashion figure****3.6 Images of Fashion Figure****Check Your Progress****Multiple Choice Questions****3.7 Let Us Sum Up****3.8 Key Words****3.9 Some Useful Books****Answers**

3.0 OBJECTIVES

After studying this unit the student will gain

- Knowledge about normal figure and fashion figures
- Understand how to draw fashion figures
- Identify the different styles fashion figures

3.1 INTRODUCTION

A graphic representation of the model is the fashion figure. It is basically a line drawing with an emphasis on the posture and adding some striking highlights to the figure. A novice can get going with faint strokes in the beginning and correcting the incorrect lines. A finished figure is then redrawn with bold strokes. A tracing paper can be utilized to follow the straightforward diagrams of the figure. This can be utilized as a layout.

Fashion Illustration is the art of communicating fashion thoughts in a visual structure that starts with illustration, drawing and painting known as Fashion sketching. It is principally utilized by fashion designers to brainstorm their thoughts on paper or carefully.

3.2 TYPES OF FASHION FIGURES

A fashion figure is not the same as a regular figure drawing in a way that it is a more dramatic, less detailed representation featuring more exaggerated movement and proportion. Fashion figures can basically take any shape you want elaborately permitting you to truly express your style creatively. The fashion figures are similar to the human body because vast majority like to introduce their designs and illustrations in figures that look like a genuine person.

3.2.1 Female Figure

There are three most popular fashion figures, and their properties

The Eight Heads Figure

The eight heads figure is the one with closer proportions to the genuine human body. In the pictures underneath you can see an illustration of a fashion figure with an eight heads size, and furthermore the similarity between the eight heads figure and the human body.

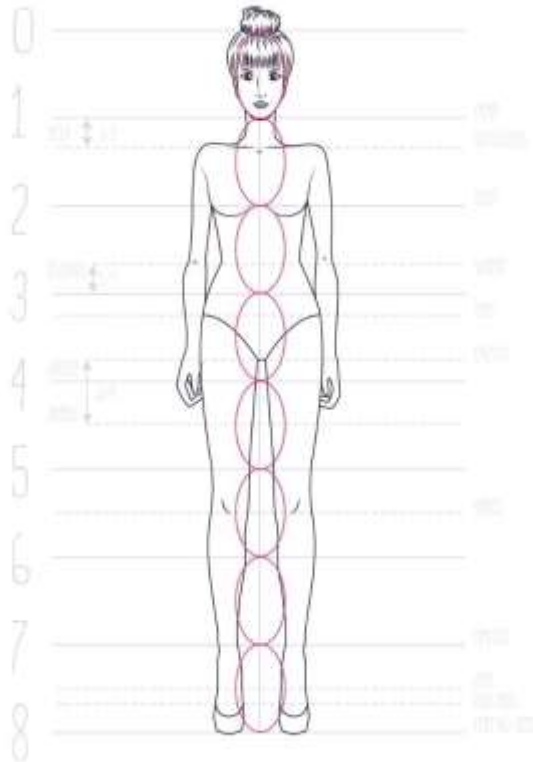


Figure 1 Eight Head Figure

The Nine Heads Figure

This figure is taller than the real human body by one head. Furthermore, the stretching is created below the waist. In the picture, you can see the proportion of the nine heads figure and the parts of the body. As you can see, the torso has the same proportions as the 8-heads figure, but the legs are longer to get a more stylish look.

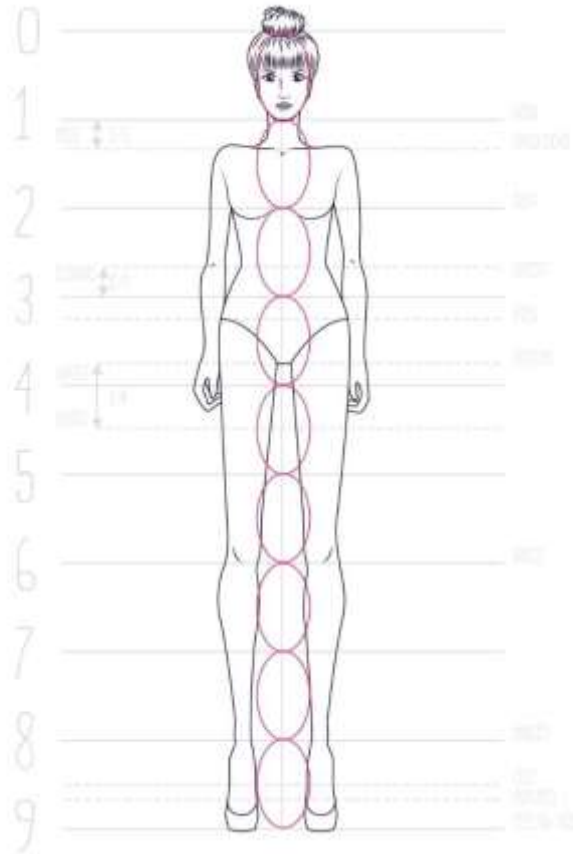


Figure 2 Nine Head Figure

The Ten Heads Figure

This figure is considerably taller than the normal human body and the size of the torso and arms also change.

If you need longer fashion figures, this is your size (10-heads height). What's more, you need significantly longer figures; you can add more head sizes underneath the waist. In the picture beneath you can see the proportions of the ten-heads figure and the parts of the body.

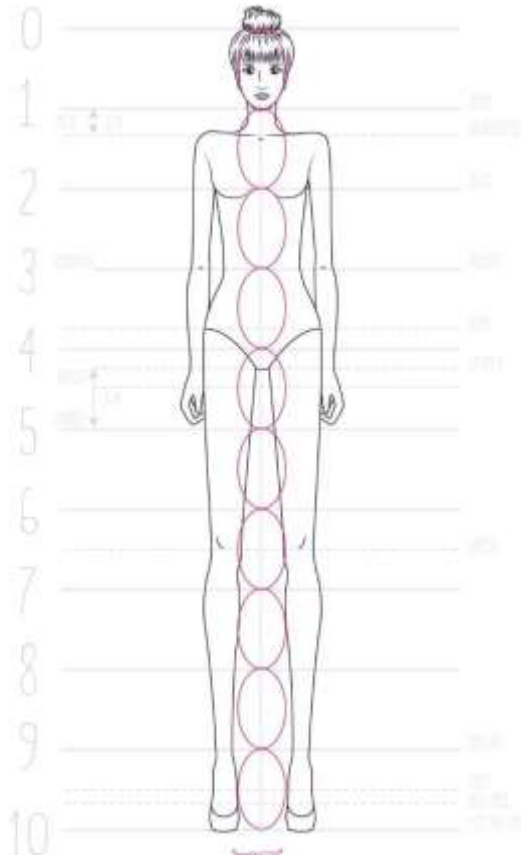


Figure 3 Ten Head Figure

For fashion purposes, the body is extended and elongated to nine head and sometimes ten head sizes (always below the waist only). This lengthening is given to make the fashion figure look more in stylish and chic.

That is the reason in books or other people's videos there is a mention of the eight-head, or nine-head, or ten-head figures.

3.2.2 Male figure

Drawing and dressing the male figure has been simplified to help you master the basics, you will be equipped to create your own version of the male figure. After learning these basics, you will be equipped to create your own version of the male figure.

To draw the male fashion figure is to work with an idealized body, just as you have done with the female figure. You should explore drawing from the complex reality of a life figure and the fashion simplification of the stylized figure. After you have accomplished this, you can create your own artistic version of the figure in a more personal style.

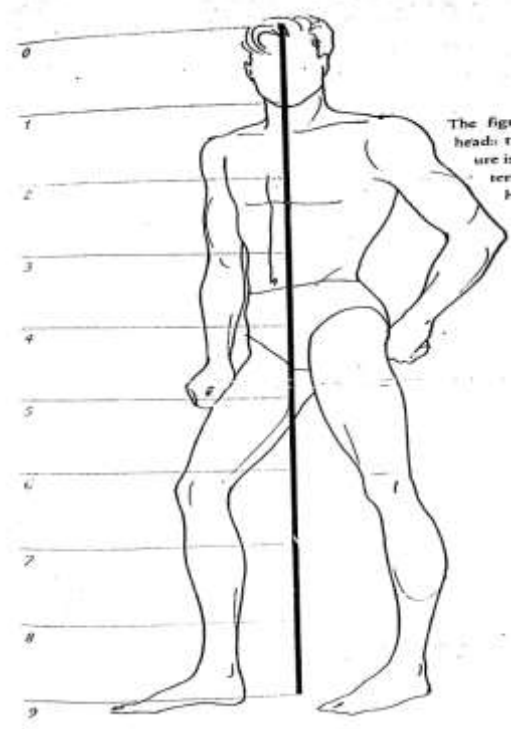
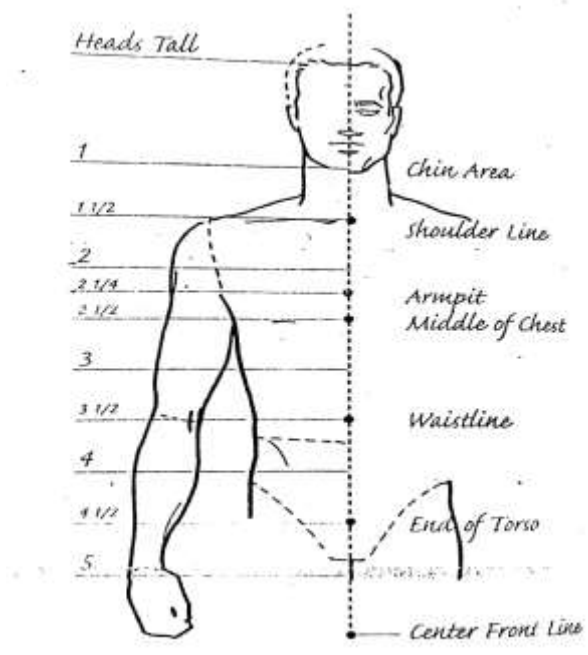


Figure 4

3.3 IMPORTANCE OF FASHION ILLUSTRATION

As a fashion designer imagine how taxing it would have been if you just needed to portray your ideas. In some cases you might be tempted to draft a picture with your words but still the fact remains that a

picture speaks more than a thousand words. Fashion designers need fashion illustration for better capability.

Fashion illustration shapes the initial face of every design. It can be characterized as the basic transmission of a thought into a creative design through diagrams and drawings. Fashion illustration is a visual method of explaining different design ideas.

In simple words, fashion design illustration is an art by which fashion can be explained, illustrated, and communicated. Since you realize what fashion illustration is, one can understand how important it is for a typical fashion designer.

Fashion illustration helps a designer to pen down his / her thoughts practically. This, in turn, helps in visualizing the thoughts and concepts surrounding the design. The visual guides, for example, diagrams and images convey messages inside them and become a communication medium for the designer. Illustration brings to light the important details that need more focus and attention. They structure the foundation on which the whole planning and approach for the design of a specific article of clothing or accessory depend on.

3.4 DRAWING OF FASHION FIGURE STEP BY STEP

Fashion illustration is an expertise that is created over time contingent upon lots of patience and practice. Maybe the most rewarding part about learning how to draw a fashion figure is having the fashion figure sketch your own clothes design thoughts in an easy, clear way.


There are a few simple steps you can follow that will assist you with keeping away some of the confusion with proportion and movement and permit you to focus and prioritize when drawing clothing. Before tackling the clothing sketches, it is first important to understand how to draw a fashion figure. Drawing the figure first and afterward dressing it with your design thoughts won't just assist you to bring the clothing item to life, it will also allow for a much simpler sketching process and understanding of basic fabric drape, fit and movement.

Step 1: Draw a curved vertical line in one continuous movement. Try not to stress over how straight or how curved the line is, simply free-hand a vertical line. This will fill in as your upward vertical line.

Step 2: Next, define a slanted horizontal line less than half of the distance down from the highest point of the vertical line as shown in the picture below.

Stage 3: From the horizontal line you just drew and (the hip line) divided the top part of the vertical line in 3 sections. Draw dash lines to assist you visualize the division better. The first part from the hip line up ought to be

roughly a similar length as the upper most part of the vertical line. The center part ought to be slightly more than the two outer parts described. Look at the picture below and notice the proportion between this dash lines - try to duplicate this placement in your drawing.



Step 1

Step 2

Step 3

Step 4: On the first dash from the top draw another horizontal slanted line in the other way to the hip line. This will serve as the shoulder line.

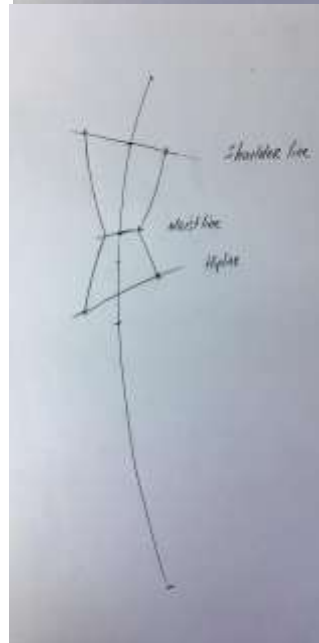
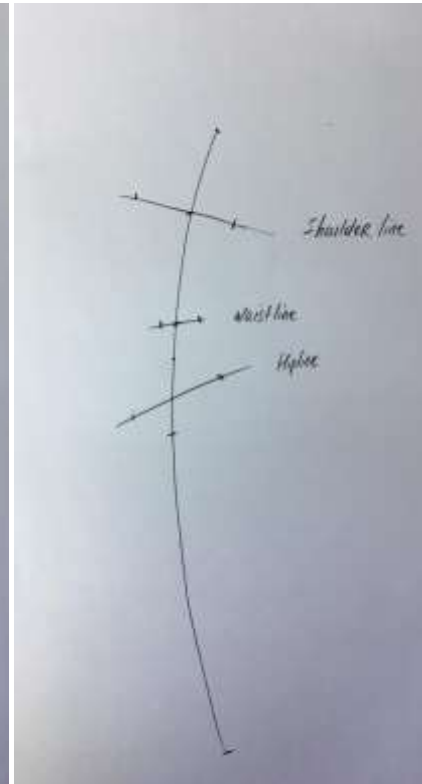
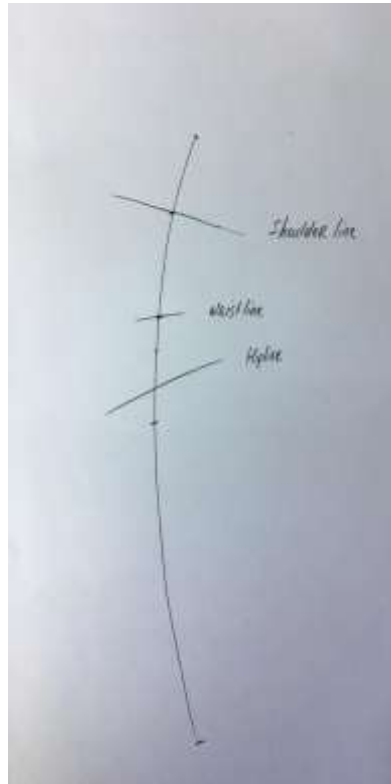
As depicted over, the shoulder line and hip lines work conditionally when it comes to movement. They ought to consistently be slanted in opposite ways to achieve the right figure pose. The more slanted the lines are the more exaggerated the movement will be, generally resulting about a more dramatic looking fashion figure.

Move down to the next dash (directly in the center) and sketch a smaller horizontal line that is just a little bit slanted in a similar way as the hip line-This will mark the waist line.

Keep in mind that the waist line ought to be a lot shorter than the hip and shoulder lines. Try not to fret about careful distance at this point as long as you keep this proportion in mind.

Stage 5: Note the distance between the waist line and the hip line. Utilize this half estimation and place a horizontal dash line along the vertical balance line at this distance down from the hip line - this will check the crotch line. If this sounds somewhat confounding, utilize the sketches below as reference.

Stage 6: Now draw and connect the dots portion: You will connect the shoulders to the waist, the waist to the hips and the hips to the bottom center dash on both side of the figure. This will finish an unfinished draft of the torso and you will finally begin to see your fashion figure rise up out of the relative multitude of lines.



Step 4

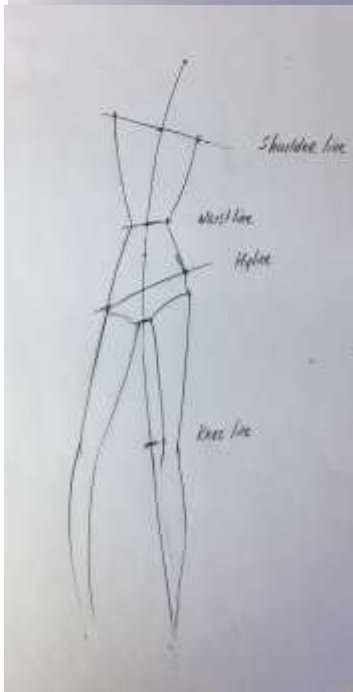
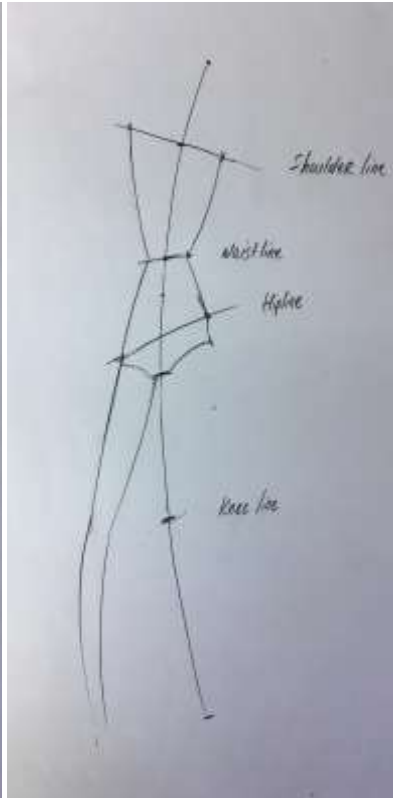
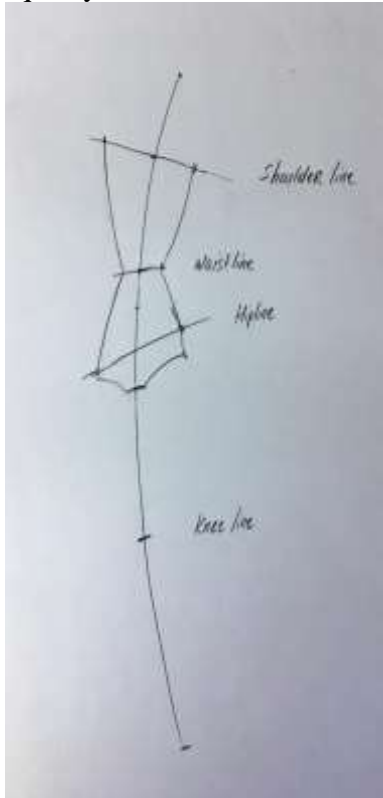
Step 5

Steps 6

Step 7: Starting the side hip, define a semi-curved line (with the curve opening down) to the edge of the lower most dash line (crotch line). Repeat this step on the two sides of the hips.

Step 8: Returning to our vertical balance line: mark a dash line at the midpoint between the hip line and the lower part of the vertical line. This will mark a general (approximate) position / proportion for the knees.

Define straight or slightly curved lines beginning at the underwear line down to the area of the knee placement. The direction of the leg ought to point away from the vertical balance line.
Draw the lower part of the leg by bringing the leg direction straight, equally in relation to the vertical center line.



Step 7

Step 8

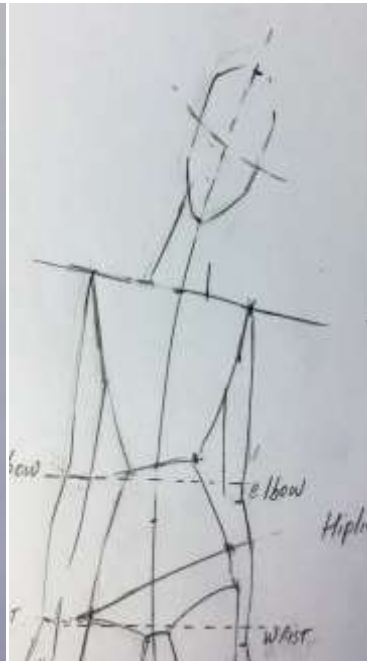
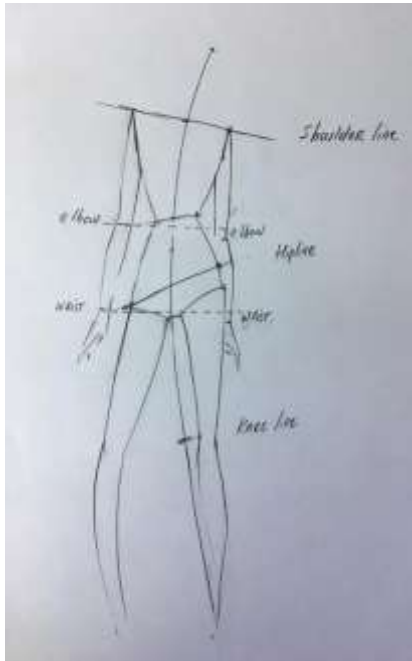
Steps 9

Step 9: When drawing the second leg, follow a similar concept but position both the top part of the leg (thigh) and lower part of the leg straight according to the vertical center line.

Step 10: When the figure is standing straight, the elbows will be lined up with the waist and the wrist will be adjusted to the hip line.

When the hips and shoulders change with movement, the wrists and the elbows will change with it. This means that if the hip is facing up on one side, the wrist of the arm related with it will presently be aligned up with the upper thigh area. Following that equivalent logic, the elbow situation will also move downwards and adjust nearer to the hip line.

In the picture above, you can see the connection between the hips and waist to the elbows and wrists of the two arms.



Step 10

Step 11

Steps 12


Step 11: When it comes to drawing the neck, make sure to consistently utilize single stroke lines. This results in a more natural, free drawing. Drawing the neck is the place where this can truly profit the development of your fashion figure.

Draw the general shape of the head utilizing more squared lines for the jaw area. You don't have to draw a full, closed circle - this is often very difficult to do for a novice so sketch out the overall shape of the head utilizing a few simple lines that are not entirely oval.

Divide the face in 4 equivalent parts of utilizing a horizontal and vertical dash line. Ensure the horizontal line is slightly curved, such as to show the natural shape of the oval face.

Step 12: Sketch the eyebrows utilizing the eye placement as a guide. Utilizing a straightforward dash line for the nose is sufficient to give your fashion figure a finished look. Keep the lips basic by drawing a basic impression of the bottom and top lip without worrying too much connecting all the lines together.

Step 13: Draw the outline of the shape and fill it in with only a few lines to depict the hair. Try to visualize the movement of the hairstyle and capture it in your drawing utilizing a few simple basic lines. Add more lines where the hair is fuller. Try not to draw completely closed shapes.



Step 13

Step 14

Steps 15

Step 14: If you are having a hard time with some of the steps mentioned here, start over and keep practicing. It is very ordinary not

to get the hang of it right away. Remember that drawing a fashion figure is something to be mastered over time.

Step 15: Use the movement of your fashion figure to draw the right fabric drape. When you have the fashion figure drawn, this is not easy to do by following the hip and shoulder placement. Make the waistline of your garment a bit curved to make more 3 - dimensional movement. This is especially relevant if you are drawing a high waist skirt or jeans. Curve the waist just slightly, with the curve opening up, to ensure that the cylindrical shape of the waist is shown in your sketch.

3.5 DIFFERENCE BETWEEN FIGURES

3.5.1 Difference between male figure and female figure

The male and female both figures are the same height. They are drawn using the same grid system of “heads tall”. Placement on this grid of the major body section is relatively equal between the figures. The fashion male’s chest makes more of a thicker and his shoulders are broader, but the hips are narrower, without the curve that is drawn on the fashion female.

A) The jaw line and the neck are given more emphasis on the male figure. The masculine jaw is drawn with a more pronounced chin. The neck is drawn much thicker than you would draw the female’s neck.

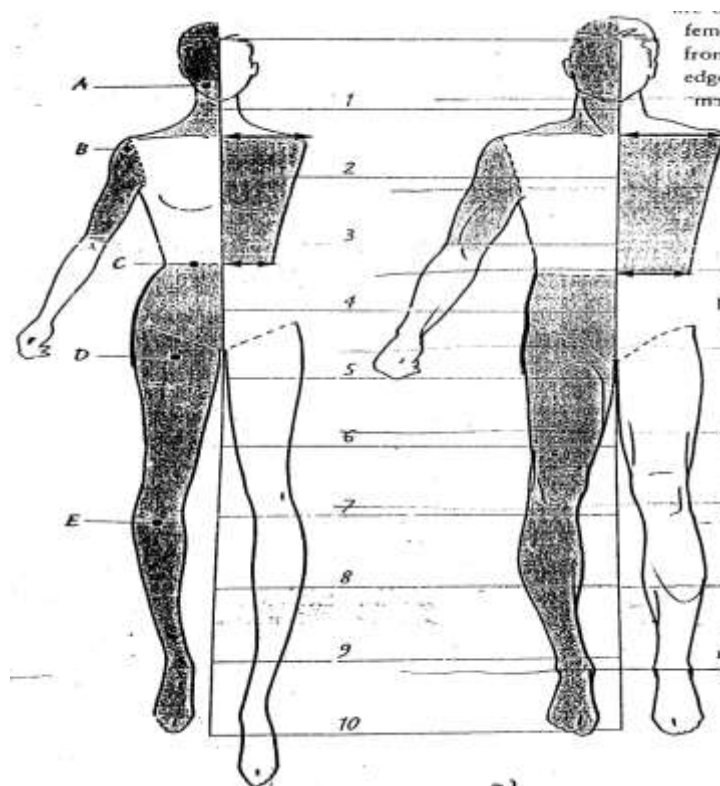


Figure 5

B) The male figure's shoulders are drawn much wider than the female's. Measure the distance from center front to the outside edge of the shoulder, across the male's body. Double that distance between the left and right side of the body. Notice, the male's arms are almost twice as thick as the female's.

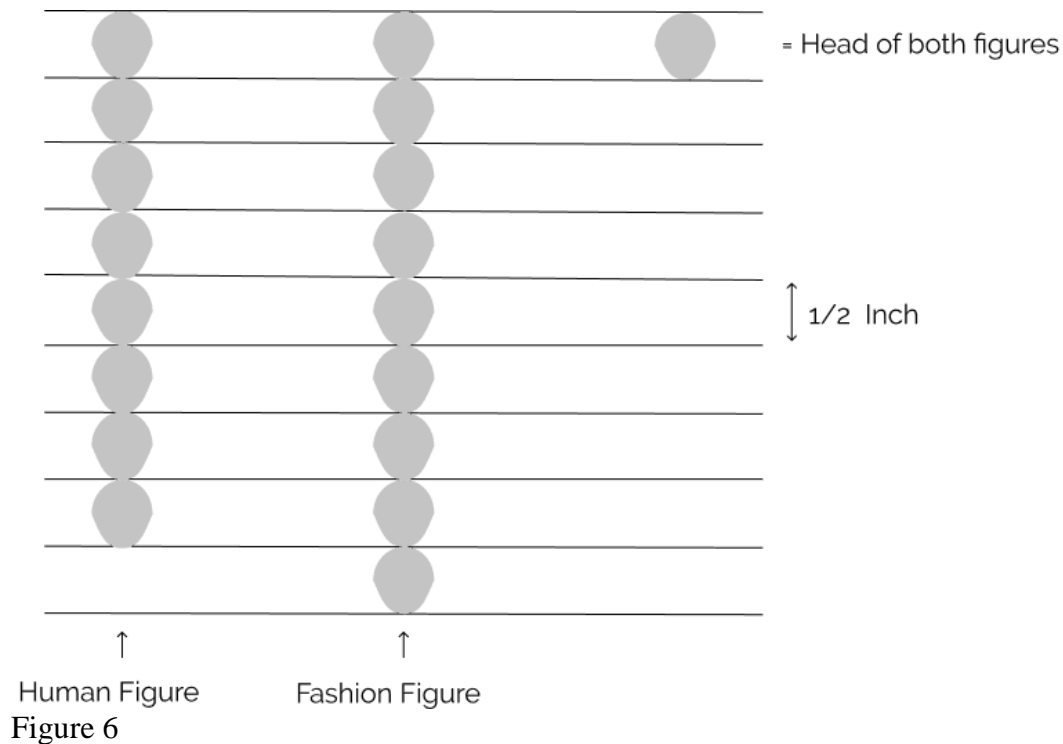
C) While the feminine waistline is reduced unbelievably, the masculine waist line is fairly normal in a fashion sketch. The difference is that the man's waist can be drawn lower on the body.

D) The curve of the male's hip is less shaped and not as round as the female's.

E) Men's legs are drawn thicker and shorter than the female's. The knee cap can also be more pronounced, along with a slight exaggeration in the thigh and calf areas.

3.5.2 Difference between normal human body and fashion figure of female

It all begins with the height of the respective figures. So a typical human figure's height is equal to the eight times the height of its head. Now a quintessential fashion figure is equal to the nine times the height of its head. This is in consideration of the fact that the heights of the head of both figures are the same.



Measurements taken while drawing human and a fashion figure

Common measurements

Height between each line = 1/2 inch

Height of head = 1/2 inch

Human body figure

Height of body inch = 3 ½
 Total height of figure = 4 inch

Fashion figure

Height of body = 4 inch
 Total height of figure inch = 4 ½

There is a reason as to why fashion figure illustrations are taller than human figure illustrations. This has mainly got to do with the fact that fashion models are taller than a normal human.

Normal Human body Figure	Fashion figure
Waist 1 head wide	Thin waist almost as wide as the head in its widest part
Graceful shoulder slope	Straightened shoulders
Normal Collarbones	Emphasized collar bones
Short, thick neck	Long, thin neck
Normal Hands	Delicate thin hands with minimum details
Normal arms	Thinner arms with the biceps lessened and thinner wrists
Normal calf	Thinner and lengthened calf not the thigh
Normal feet	Thinner ankle, more defined instep

3.6 IMAGES OF FASHION FIGURE

3.6.1 Female fashion figure

Balance Line in fashion figure

Balance Line gets its name from the housing construction term, the plumb line, which is a line that runs completely straight down to and is perpendicular to the floor line. For model drawing, you can start the balance line at the base of the neck and run it straight down the figure, finishing it at the floor line. This line will keep your figure standing up straight without looking as though it will tip over on your page.

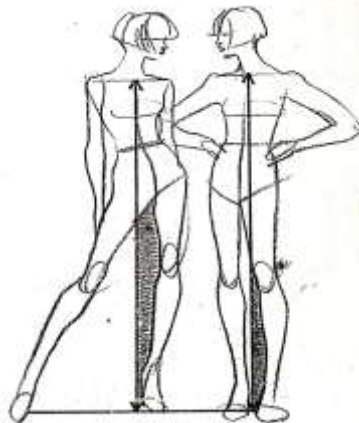


Figure 7

Matching poses to garments

From the marketing point of view, posed fashion figures can do more than just wear clothes in a sketch. Poses create shapes, and those shapes convey a design story. Before drawing, you have to understand what kind of shapes is available and why they will work for you. These pages examine three particular poses and the shapes that they make. There are many variants on this theme. After practicing these three, invent your own pose.

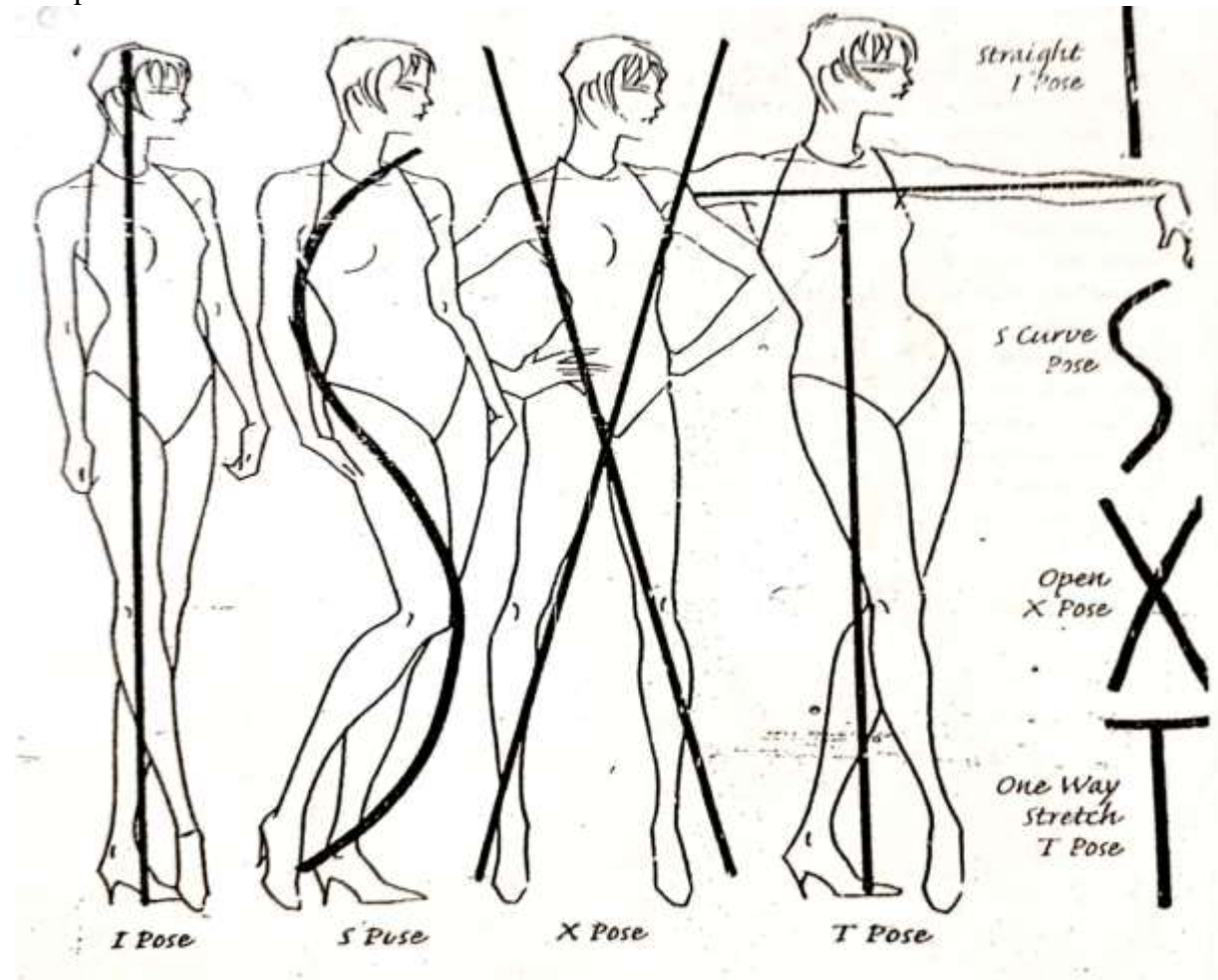


Figure 8

I pose: There are no lines of action in this position. Here the figure is static, standing still, and not posing.

S pose: A narrow contained pose. The arms and legs are subdued and are without action.

X pose: A wide-open, active pose. The arms and legs move away from the torso for a sense of motion.

T pose: A pose open on the top and closed on the bottom. This pose is a combination of the 'S' and 'X' poses. There is motion in the arms, but the legs are subdued.

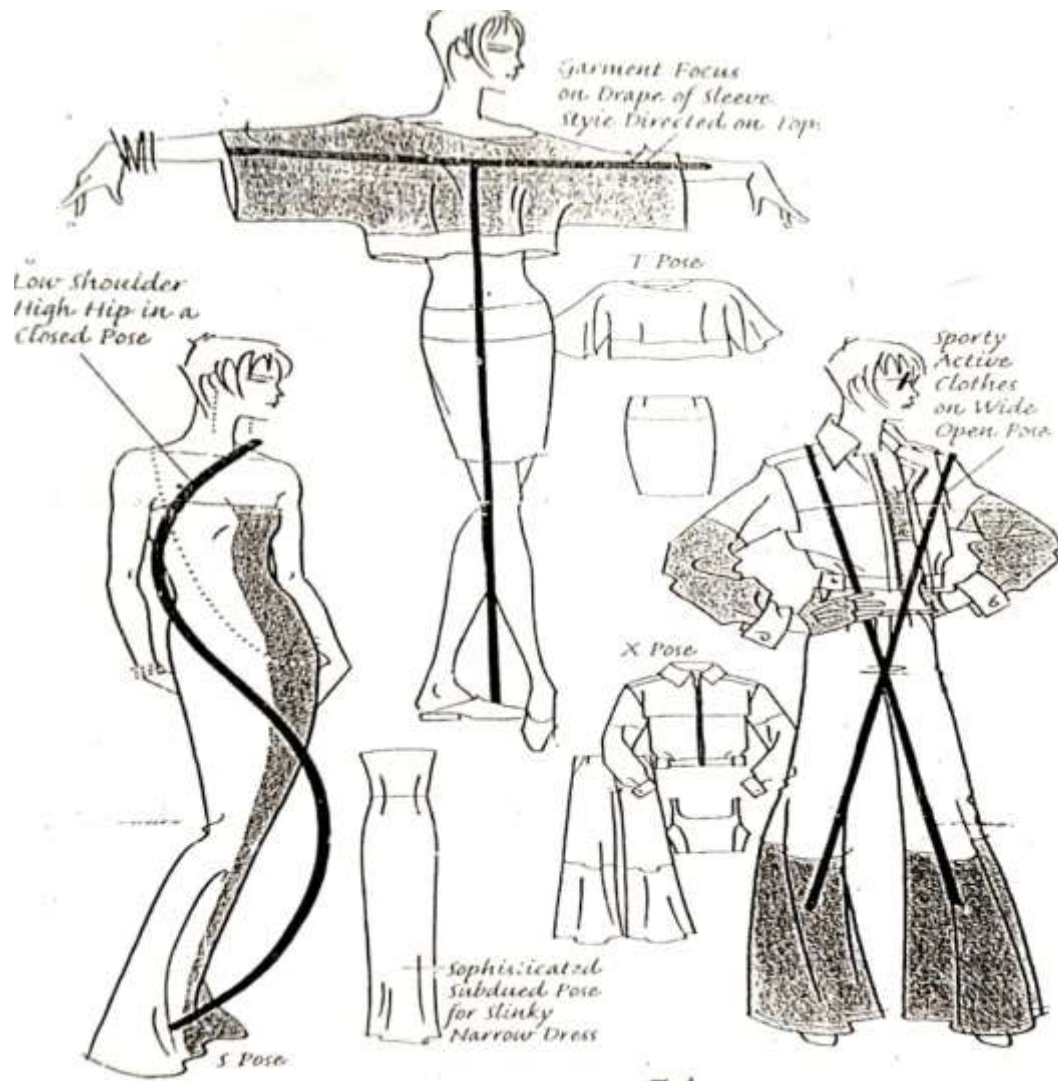


Figure 9

Attitude in poses

In the first part of this chapter, we explored selecting the right pose. Another interpretation for selecting a pose is the attitude in a pose. Attitude conveys the message of both how the customer / model feels in the fashion outfit and what target category the garment look fits into.

Subtle body language in a pose projects an attitude that either complements or contradicts a given garment. For, example, imagine an evening gown on an active, sporty pose. The result good or bad are subject to your fashion purpose for combining that outfit and that pose.

Four outfits are sketched on four complementary attitude poses. Each pose has been matched to a complementary outfit. While each pose is not the only choice for the garment with which it is paired, together they convey a look that works for a fashion statement. The four attitudes illustrated on this picture below:

Conservative is static and serious, mature

Sporty is active and on the move
Dressy is controlled and elegant
Trendy is play full and kicky, young




Figure 10

3.6.2 Male fashion figures

Men's poses should be kept simple. The focus in a drawing is on a garment's cut, fit, and shape. For the cut of a garment use the sewing lines as guidelines for dressing the pose. You create a fashion focus in your sketch. It's like mixing fact and fiction.



Figure 11




Figure 12

Check Your Progress

1) Why illustration is important in fashion figure?

2) What is a fashion figure?

3) Write the difference between normal figure and fashion figure.

Multiple Choice Questions

1) Which figure is used in fashion illustration?

- (A) Ten head
- (B) Eleven head
- (C) Twelve head
- (D) All of above

2) _____ pose is a combination of the 'S' and 'X' poses.

- (A) 'X' pose
- (B) 'I' pose
- (C) 'T' pose
- (D) 'S' pose

3) Fashion models are _____ than a normal human.

- (A) Shorter
- (B) Taller
- (C) A and B both
- (D) None

3.7 LET US SUM UP

In this chapter students are given knowledge about fashion figures in which information about types of fashion figure is given and step by

step guidance has also been given to draw fashion figures. Students are shown the difference between a normal figure and a fashion figure, and the importance of a fashion figure.

3.8 KEY WORDS

Novice	beginner, learner
Chic	stylish, smart, elegant
Contingent	Chance, accidental, possible

3.9 SOME USEFUL BOOKS

Model Drawing published By Fairchild publications

<https://anumitha.com/blog/difference-between-human-figure-and-fashion-figure/>

<https://sveltemag.com/4-reasons-fashion-illustration-will-always-be-important/>

Answers

Check your progress

1) As a fashion designer imagine how taxing it would have been if you just needed to portray your ideas. In some cases you might be tempted to draft a picture with your words but still the fact remains that a picture speaks more than a thousand words. Fashion designers needs fashion illustration for better capability.

Fashion illustration shapes the initial face of every design. It can be characterized as the basic transmission of a thought into a creative design through diagrams and drawings. Fashion illustration is a visual method of explaining different design ideas.

In simple words, fashion design illustration is an art by which fashion can be explained, illustrated, and communicated. Since you realize what fashion illustration is, you can most expectantly understand how important it is for a typical fashion designer.

Fashion illustration helps a designer to pen down his / her thoughts practically. This, in turn, helps in visualizing the thoughts and concepts surrounding the design. The visual guides, for example, diagrams and images convey messages inside them and become a communication medium for the designer. Illustration brings to light the important details that need more focus and attention. They structure the foundation on which the whole planning and approach for the design of a specific article of clothing or accessory depend on.

2) Fashion figure is basically a line drawing with an emphasis on the posture and adding some striking highlights to the figure. A novice can get going with faint strokes in the beginning and correcting the incorrect lines. A finished figure is then redrawn with bold strokes. A tracing paper can be utilized to follow the straightforward diagrams of the figure. This can be utilized as a layout. Fashion Illustration is the art of communicating fashion thoughts in a visual structure that starts with illustration, drawing and painting and is known as Fashion sketching. It is principally utilized by fashion designers to brainstorm their thoughts on paper carefully.

3)

Normal Human body Figure	Fashion figure
Waist 1 head wide	Thin waist almost as wide as the head in its widest part
Graceful shoulder slope	Straightened shoulders
Normal Collarbones	Emphasized collar bones
Short, thick neck	Long, thin necks
Normal Hands	Delicate thin hands with minimum details
Normal arms	Thinner arms with the biceps lessened and thinner wrists
Normal calf	Thinner and lengthened calf not the thigh
Normal feet	Thinner ankle, more defined instep

Multiple Choice Questions

- 1) (A) Ten head
- 2) (C) 'T' pose
- 3) (B) Taller

UNIT: 4**FASHION SKETCHES
OF CHILDREN****STRUCTURE:****4.0 Objectives****4.1 Introduction****4.2 Drawing and Proportion of the Figure****4.3 Fashion Sketches of Children of different age groups****Check Your Progress****Multiple-Choice Questions****4.4 Let Us Sum Up****4.5 Keywords****4.6 Some Useful Books****Answers**

4.0 OBJECTIVES

After studying this unit the student will have

- Knowledge about children's figures of children of different age groups
 - An understanding of the proportion of children figures.
 - Learn about fashion sketches for children.
-

4.1 INTRODUCTION

Fashion sketching is the art of communicating fashion ideas in a visual form that originates with illustration, drawing and painting and also known as fashion illustrations. It is mainly used by fashion designers to brainstorm their ideas on paper or digitally. Fashion sketching plays a major role in designing to preview and visualize designs before sewing actual clothing.

4.2 DRAWING AND PROPORTION OF THE FIGURE

When drawing the fashion figure, know the standard proportion of the human form, just as hearing as a primary concern that individual's change incredibly fit as a shape and size. Clothing the body is a method for self-expression and a chance for creativity, so the impression made by a fashion illustration should be founded on careful observations. Fashion changes from one culture to culture, and from decade to decade. For example, a shapely figure and short, wavy hair was desirable during the 1950s, while after 10 years a thin figure and poker-straight hair was generally appreciated. The fashion illustrator often aims to communicate the highlights that society currently perceives as beautiful, and may decide to highlight these features through exaggerated illustration.

4.3 Fashion Sketches of Children of different age groups

Age is everything in fashion, because age is relevant to height and size is a fashion tool for marketing design or for clothing that has been designed. For the sake of space and time, particular areas, such as arms, legs, hands, and feet will be drawn for only one age group. Using the basic steps or formulas from these areas should help you draw children of any age. It will only be a matter of larger sizes for older kids and smaller sizes for younger ones.

The different age groups are defined using, basic fashion marketing terms for children's wear. However, the terms infant, toddler, child, and young contemporary are not true indicators of height. An example of this is that a three year old can be as tall as a five year old. But these terms serve the purpose of suggesting the size changes between one age group and another.

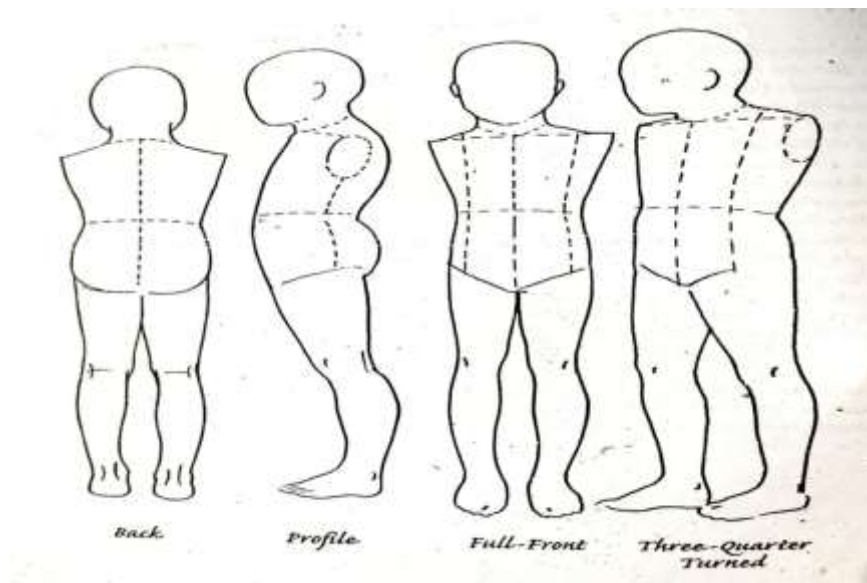


Figure 1

Figures A, B, and C exaggerate those differences in size and height by defining the proportion. All three figures are lines up at the shoulder. After that one connection, you can see that is all they have in common - the head, arms, and length of legs vary; so do the waistline and end of torsos. When drawing kids of different ages, a less exaggerated method for evaluating their height is to line them up at floor level, in profile. This kind of size reference will make drawing kids easier.

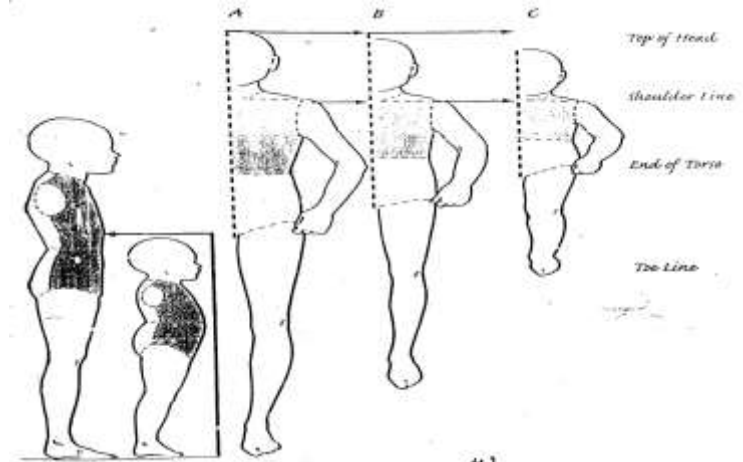


Figure 2

Toddlers

Toddlers are short and cute. They are just learning to walk so you can pose them with action angles. You can sketch them chubby or skinny as long as they are not too tall or mature looking. Keep their heads big and their necks short.

Toddler is a bit of a baby and a bit of a bigger child, an in-between age. Drawing a toddler is usually a size issue, about height and stance. The toddler is drawn standing, but keep the legs short. The shorter child always looks younger.

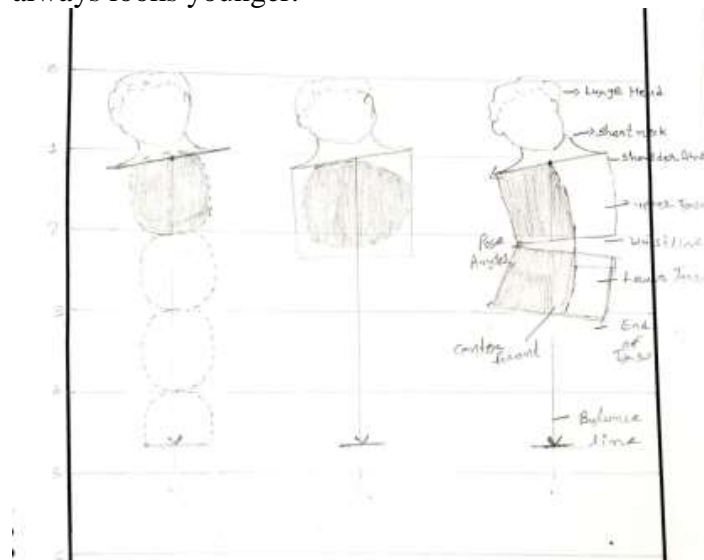


Figure 3 Toddlers

Child

To sketch a child make the head larger and add in more height. You can create more definition throughout the figure while preserving the childish flair. Keep the poses silly or active to capture the youthful attitude.

Figure of the child is taller than a toddler and shorter than a teen. Compare these differences in height to help you gauge. Watch the proportions within the torso. Don't let the arms or legs get too long for the body.

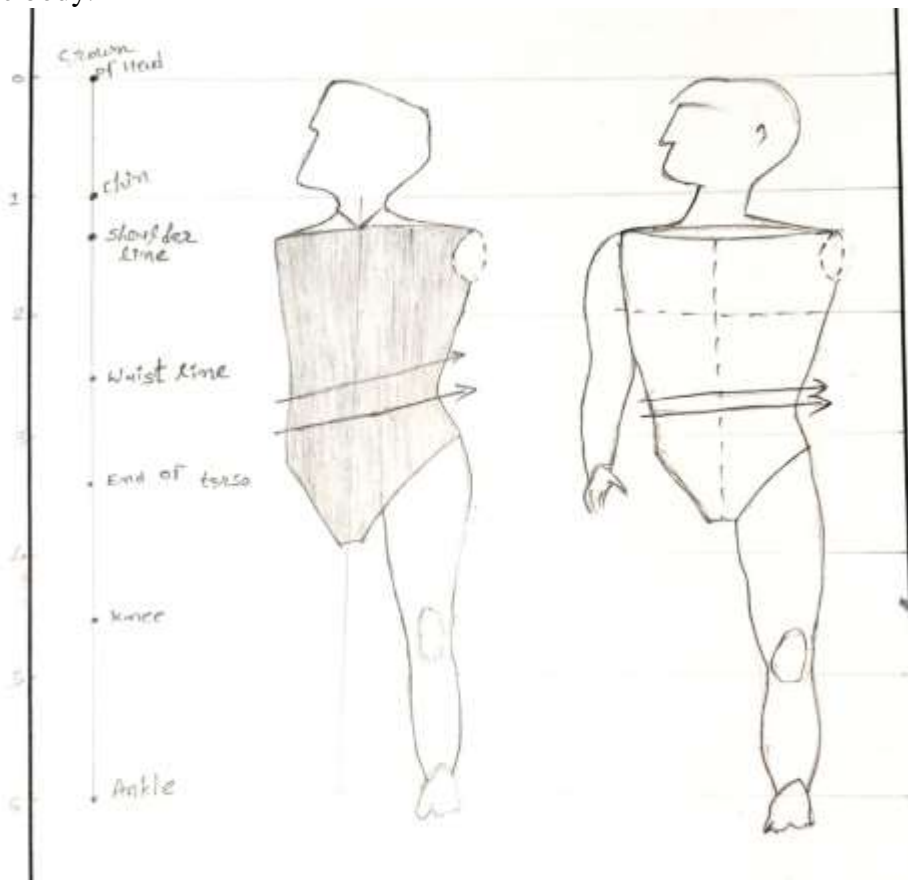


Figure 4 Child

Teen

Compared to the children's figure, the teen is showing more maturity and height. The teen's sketch is getting longer in the neck and torso. Budding curves can go in to the chest and hips and there is a subtle waistline.

Match the degree of torso development with the attitude and you control the maturity of the figure in your sketch. Teen is an in-between age, a cross between budding curves and playfulness.




Figure 5 Teen

Check Your Progress

1) Explain Fashion Sketching.

2) Describe a toddler child.

Multiple Choice Questions

1) Which age group is taller than toddler and shorter than teen?

- (A) child
- (B) Toddler
- (C) Teen

(D) None of above

2) _____ is showing more maturity.

(A) Toddler

(B) Child

(C) Teen

(D) All

4.4 LET US SUM UP

This unit helps you to draw the basic elements in children's wear figures. There are the same posing views like the figures of men and women but here you will learn how to add more dynamic, playful poses for children.

4.5 Keywords

Chubby Plump, tubby, chunky

Assertions a confident and forceful statement of a fact or belief.

Proportions part.

Elongated long in relation to with width

4.6 SOME USEFUL BOOKS

Model Drawing published By Fairchild publications

Fashion sketch book

<https://www.martelnyc.com/fashion-illustration/body-proportions-theory-and-practice.html>

Answer

Check Your Progress

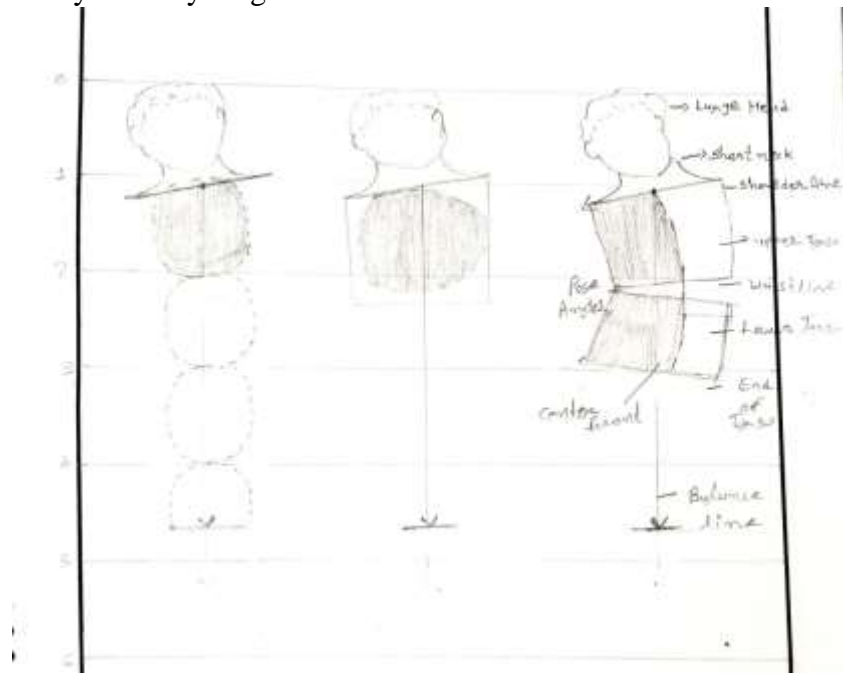
1. Fashion sketching is the art of communicating fashion ideas in a visual form that originates with illustration, drawing and painting and also known as fashion illustrations. It is mainly used by fashion designers to brainstorm their ideas on paper or digitally. Fashion sketching plays a major role in designing to preview and visualize designs before sewing actual clothing.

2. Toddlers

Toddlers are short and cute. They are just learning to walk so you can pose them with action angles. You can sketch them chubby or skinny as long as they are not too all or mature looking. Keep their heads big and their necks short.

Toddler is a bit of a baby and a bit of a bigger child, an in-between age. Drawing a toddler is usually a size issue, about height and stance. The

toddler is drawn standing, but keep the legs short. The shorter child always looks younger.



Multiple Choice Questions

- (A) Child
- (C) Teen

UNIT : 5**FASHION SKETCHES OF MEN****STRUCTURE :****5.0 Objectives****5.1 Introduction****5.2 Drawing And Proportion Of The Figure****5.3 Fashion Sketches Of Men****Check Your Progress****Multiple-Choice Questions****5.4 Let Us Sum Up****5.5 Keywords****5.6 Some Useful Books****Answer**

5.0 OBJECTIVES

- To learn about fashion sketches.
- To understand the proportion of human figures.
- To learn about fashion sketches of men.

5.1 INTRODUCTION

The development of clothing depends on the application of proportional rules to create shapes and patterns that the design can be based on. However, these proportion claims, which can be traced back to ancient Greece and Egypt, have little scientific evidence other than their historical application. Fashion image-based design forms the early stage of conceptual clothing. If the design is transformed into a real-life model, and then transformed into clothing and interpreted to achieve the same appearance, it will be difficult. The most commonly cited number is composed of eight heads, the main length and in some cases, the circumference refers to the head length, and the top of the head refers to the head length. The chin is considered equal to one. The eighth height and the specified size, determine the proportion of the entire figure.

Continue to use the guidelines for drawing graphics based on head size, and there is insufficient scientific evidence to prove its relevance to the population, leading to simplification and idealization of graphics. Therefore, these detailed figures provide limited resources on which clothing design can be based because the resulting figures cannot represent the many different consumers that clothing may be designed and ultimately suitable for. This not only limits it but also creates a sense of presence. Analysis of population data collected through body scans shows that population size analysis does not support these similarities, and the calibration system recognizes the difficulty of expecting people to meet the ratio requirements. Then the problem of abstract fashion illustration is transformed into patterns and clothing that fit the consumer's proportions, as well as the need to adjust shorter lengths and possibly wider silhouettes.

5.2 DRAWING AND PROPORTIONS OF THE FIGURE

The proportions of fashionable figures shown here clearly show the prescribed proportions of historical influence in modern practice. This is usually imposed by the social structure using modern methods, showing how modern concepts are anchored in historical practice. Although some methods are based on body measurements, it is clear that the artistic expression of the body has played a more important role in the development of these rules than actual scientific research, and this work also precedes many anthropomorphic studies. The scope of the 20th century. Taking into account the recent discussion on clothing proportions, the development of the size system and cutting technology was introduced in detail, and the continued application of proportion technology, especially the use of the head as a reference for measurement and verification. This increase corresponds to eight head lengths. It is also obvious that many measurements that are difficult to make on the body are usually made to scale, and in some cases, are related to the recommended proportions of the head. Provides an unchanging theme to convey a beautiful body through art, which is the application of the same golden symmetry rule by different artists. The latest developments in the apparel industry also show the importance of the eight-head theory, although they provide little support in terms of current evidence.

Head-to-body ratio

The head-to-body ratio is the basis for creating fashionable character designs. Although the suggested ratio has changed, the use of the head ratio is the most consistent. To determine the overall height of the graph. Although the use of head theory is believed to have originated in the ancient Greek and Egyptian systems, it still exists in modern methods. Some authors have proposed a theory that the height of the eight heads is equal, while others admit that the actual population may be

smaller, close to 7.5. Others suggest that there are more heads at a height, in some cases as many as ten. By increasing the number of heads to achieve the extension of the "natural image", the difference between "fashion realism and idealism" is defined. This shows a clear understanding of deformation but does not address the need to change the proportions to create the garment and maintain its shape. The aesthetics of figure painting. Other authors recommend nine heads and usually increase the overall ratio even more after adding feet.

The figure is enlarged and lengthened. The difference between the 8-head figure and the 8.5-head figure lies in the raised position of the waist, which shortens the upper body. Instead, it recommends stretching the legs to increase height, and it recommends techniques such as lengthening the neck, torso, and arms. This is in line with the idea of adding extra length to the legs to get a streamlined look and the idea that the main function of the body is to display clothing as effectively as possible. However, none of them deny how these changes should be put into context during the product implementation phase. It is also recommended to change the length of the head to achieve three specific fashion images. the model-larger, slightly elongated and elongated-is exaggerated and stretched to one Extremely "magical" height. The key to this is to assume the relationship between head length and height, which has not received much attention in research, but it is the key to supporting any theory based on head models. Shape creation system It should be noted that these shapes are only created up to the ankle in the text, so the total height of the shape is increased by half ahead so that a total of ten half heads become a slender shape. Currently the largest. It is also recommended to freely stretch the body shape at a higher height, but it is not necessary or aware of the difficulty of coordinating with the consumer at the stage of manufacturing the garment. The nine-head sketch (figure drawing technique) focuses on elongation and styling. In addition to being accurate and realistic, it also lays a good foundation for the design of clothing. Although it does not mention the difference, it does not mention the connection between the clothing and the body. definite. The systematic modeling theory recognizes the huge influence of graphics on the way of making clothing, and further shows that the nine-head theory enables readers to get the "correct" graphics. On the contrary, there is no other direction other than the pattern on the head and the points on the body that are not recognized.

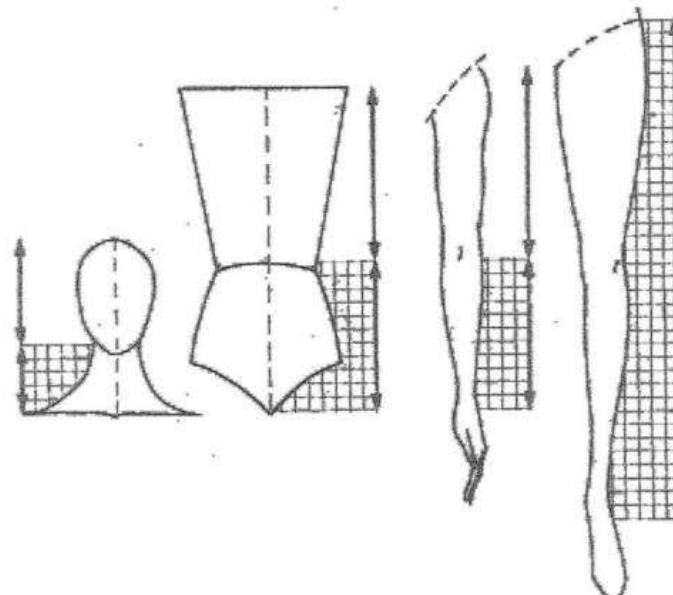
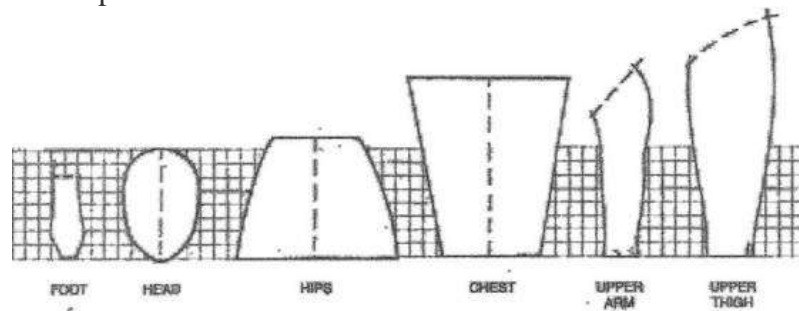
There is a large inconsistency in the use of proportions in the technique of drawing shapes. Some people recommend using head length (top of head to chin) for all lengths and widths, while others describe the relationship between width and head width, although they are not controlled by other dimensions. Coupled with the differences between written manuals and drawings, it is difficult to understand the effectiveness of these techniques because they are not limited to


establishing aesthetic standards specified by the author for representing graphics. The width is not specified, but the statement establishes a directly proportional relationship between the measurements. The width of the shoulder and pelvis are the same, and the width of the waist is two-thirds of its width.

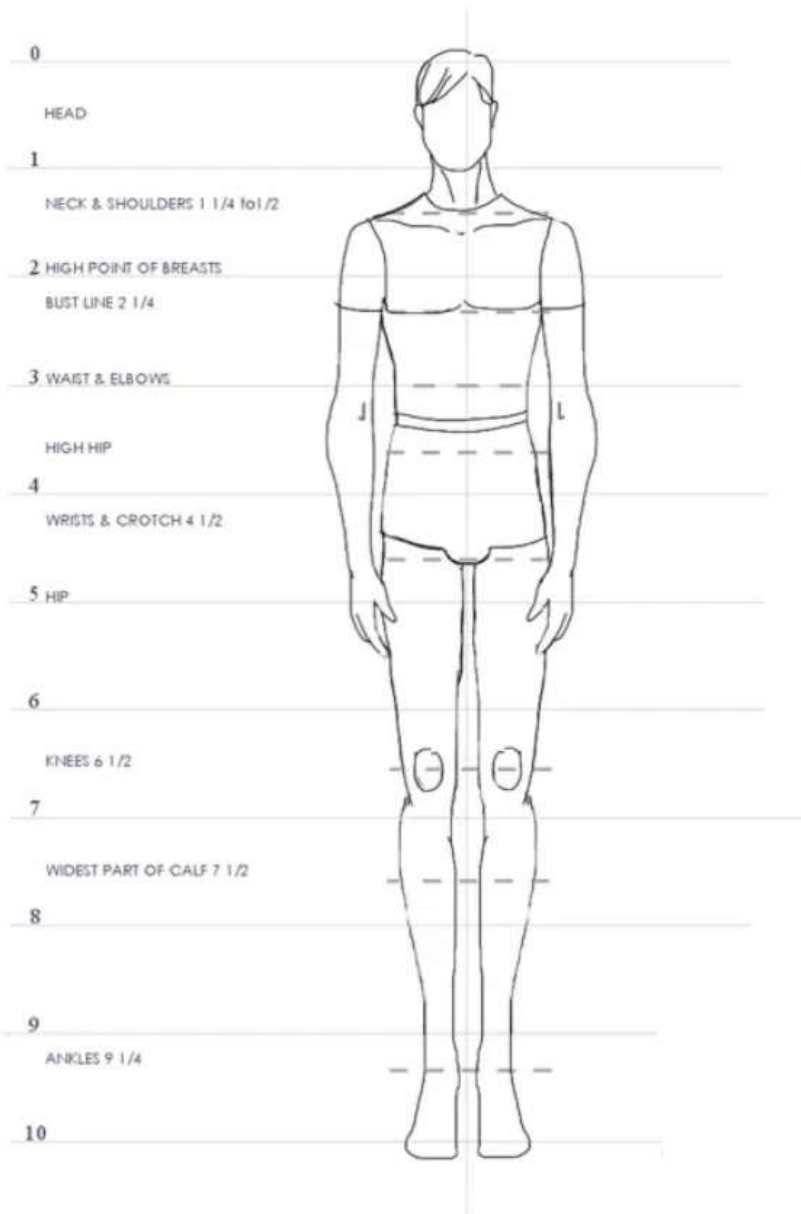
5.3 SKETCHES OF MEN

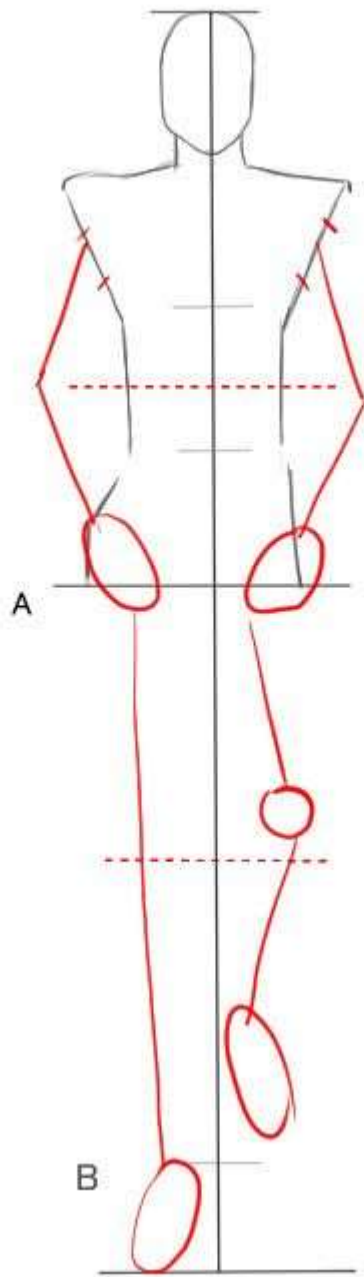
The body structure of men is slightly different from that of women.

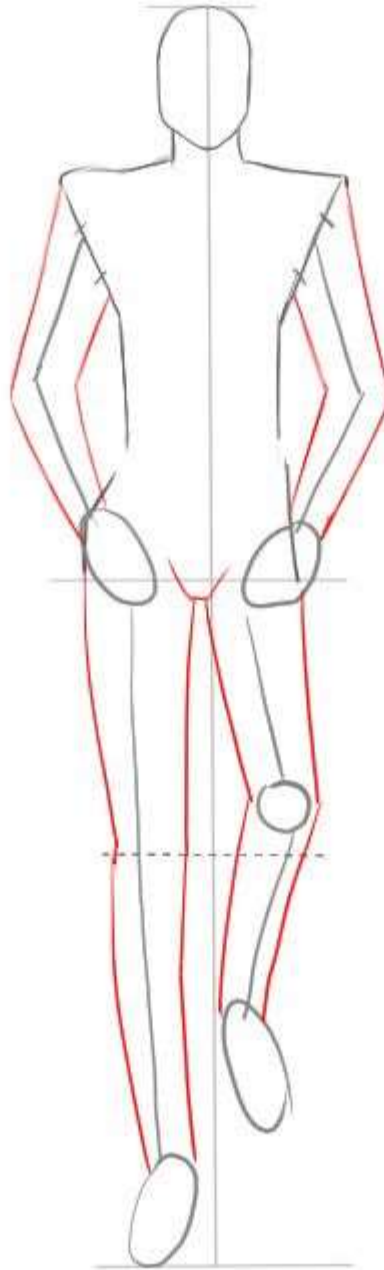
Main features: Wider shoulders and smaller hips, Almost no waist, The upper and lower legs are almost the same lengths. The overall view of the male body is becoming clearer, because the body is less fat, has more muscles, and the idea of 7 or 8 heads still exists. If we want a more masculine appearance, we can play with the V shape. The body, that is, wider shoulders and smaller hips, visually looks like the letter V, and the emphasis on muscles makes it more masculine.











CHECK YOUR PROGRESS

1. Explain head related to the body figure.

2. Describe the proportion of the sketch.

MULTIPLE CHOICE QUESTIONS

1. Broader _____ and smaller hips.

- (a) shoulders
- (b) waist
- (c) head
- (d) neck

2. the difference between the 8 headed figure and 8.5 headed figure is the raised position of the _____, which consequently shortens the upper portion of the torso.

- (a) shoulders
- (b) waist
- (c) hand
- (d) head

5.4 LET US SUM UP

In this unit, we learned about croquis of the male body and learned to draw 10 head croquis.

5.5 KEYWORDS

Assertions	a confident and forceful statement of a fact or belief.
Proportions	part.
Elongated	long in relation to with width.

5.6 SOME USEFUL BOOKS

1. Fashion sketchbooks
2. Fashion illustration of men

Sources Of Images

All images are from reference books and the internet.

ANSWER

1.= The head-to-body ratio is usually the basis for creating fashionable character designs. Although the proposed relationship varies, the most consistent is to use the head-to-body ratio to determine the overall height of the character.purportedly derived from ancient Greek and Egyptian systems, it has survived modern technology. Some authors have proposed a theory that eight heads are the same height, while others admit that the actual population can be smaller, close to 7.5, while others believe that the number of heads of one height can reach ten in some cases.Define the difference between "fashion realism and idealism" by increasing the number of heads to achieve the extension of the "natural image". This shows a clear understanding of deformation but does not solve the problem of changing the proportions of the later clothing design and other preservation. The author recommends nine heads, and usually, the overall proportion will increase even more after adding feet. There is evidence that the slender figure creates a charming silhouette and you can see the feet well. Changing proportions when creating aesthetics is an important consideration and requires a better understanding of how to interpret the graphics, especially if it is later used to aid product development. The dimension of creation shows that this idealization of the human form is rooted in the evolution of clothing.

2. = The proportions of fashion figures are given in detail. The method shows how modern concepts emerge from historical practice. Although some methods are based on body measurements, it is clear that the artistic expression of the body has played a more important role in the development of these rules than actual scientific research. This work also predates many large-scale anthropomorphic studies in the 20th century. Taking into account the recent discussion on garment proportions, the development of size systems and cutting techniques, and the continued application of proportion techniques are introduced in detail, especially the use of the head as a reference for measurement and verification. This increase corresponds to eight head lengths. It is also obvious that many measurements that are difficult to make on the body are usually made to scale, and in some cases, are related to the recommended proportions of the head. Provides an unchanging theme to convey a beautiful body through art, which is the application of the same golden symmetry rule by

different artists. The latest developments in the apparel industry also show the importance of the eight-head theory, although they support few data.

MCQ ANSWER

- (a) Shoulders
- (b) waist

UNIT : 6**FASHION SKETCHES OF WOMEN****STRUCTURE :****6.0 Objectives****6.1 Introduction****6.2 The Proportions Of A Fashion Croquis****6.3 Draw 9 Head Croquis Step By Step****Check Your Progress****Multiple-Choice Questions****6.4 Let Us Sum Up****6.5 Keywords****6.6 Some Useful Books****Answer**

6.0 OBJECTIVES

- To learn about fashion croquis.
- To learn 8 head step by step.
- To gain knowledge about how to make female fashion croquis.

6.1 INTRODUCTION

Croquis translated from French means "sketch". In the fashion design world, sketches are short hands of fashion characters. The term can also refer to the painting of a real person model. Croquis' paintings are minimalist and can be used as blank canvases for drawing clothes. The sketch describes the technical elements of the clothing, including:

Fitting

- Shape
- Sleeve length
- Total length
- Stitches and stitches

The sketch is a clothing model that you trace in your clothing design. You can also call it a popular pattern or pattern. Fashion sketches come in various shapes, sizes, and styles. It all depends on the end-use of your design and the demographics you are designing. Throughout my career, I have used various sketches. Some are more fashionable, while others are very simple.

6.2 THE PROPORTION OF A FASHION CROQUIS

Standard Sketch is a slender figure with long legs, a big head, and thinner hips than an average woman. In the sketch, 9 heads are from the top of the head to the height of the ankles. (The feet are excluded from the equation because their height may vary depending on the type of shoe and heel height.) The length and simplicity of the model are designed to help showcase eye-catching clothing. When the clothing is displayed in elongated proportions, its design intent is exaggerated.

Head height and width are used as indicators for the rest of the body.

In this chapter, the figure is divided into 9 equal parts from the top of the head to the ankles. Feet are not included because their height may be different depending on the type of shoe and the height of the heel.

It makes sense to use the print head as the measurement point instead of the actual measurement value because your paper size may be different. From a small piece of paper to a billboard, first, draw 9 heads to describe the size and proportion of your figure.

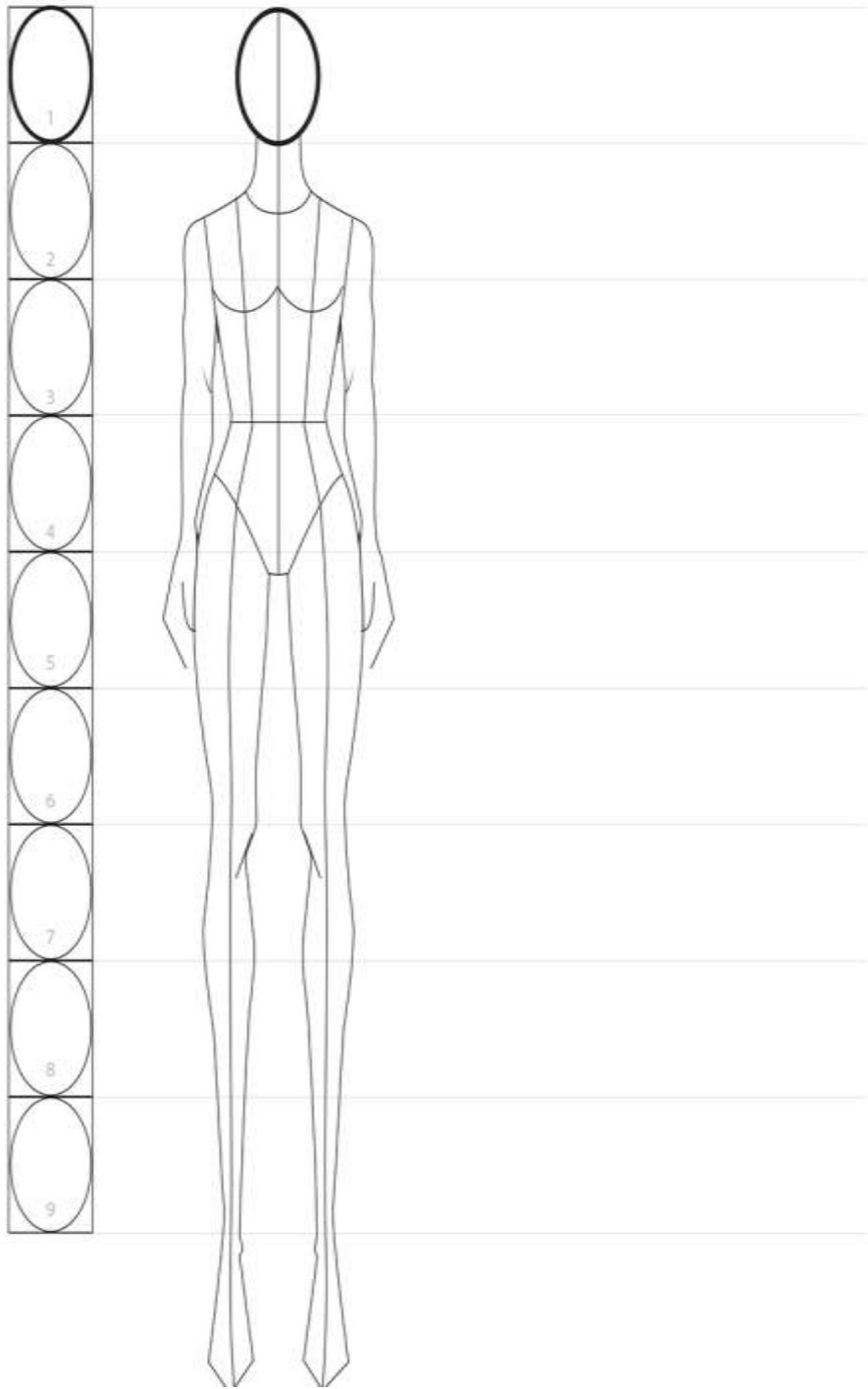
If you are using 8.5 x 11 sheets of paper, you can make each head approximately 1 inch high, but this size will vary depending on the paper size.

6.3 DRAW A 9 HEAD CROQUIS STEP BY STEP

Step 1: Draw 9 heads that are roughly the same shape and size and label 1-9

Step 2: Draw horizontal lines between each head (make sure they are straight)

Step 3: Add a dashed line at roughly 1 1/2" and 4 1/4" heads





1

2

3

4

5

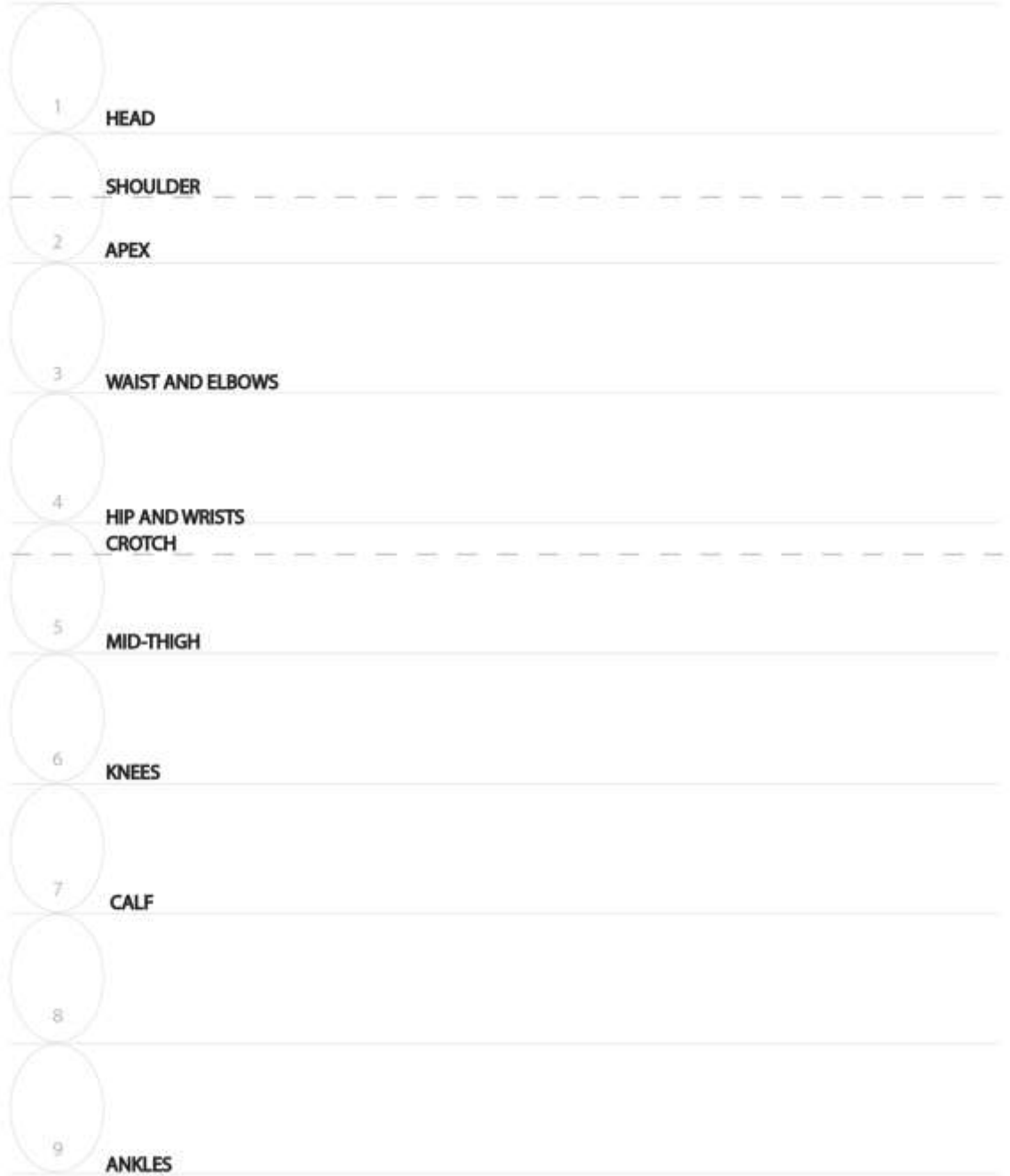
6

7

8

9





PART 2—DRAWING THE CROQUIS SKELETON

Step 1: Draw a vertical line, perpendicular to the horizontal guidelines.

This will be the center line

Step 2: Draw an oval for the head

Step 3: Draw a horizontal line for the shoulders (roughly 2” heads wide)

Step 4: Repeat step 3 for the hips (the hips and shoulders are the same widths)

Step 5: Draw a horizontal line for the waist (roughly 1 head width)

Step 6: Connect the shoulder, waist, and hips

Step 7: Draw a guideline for the arms as pictured

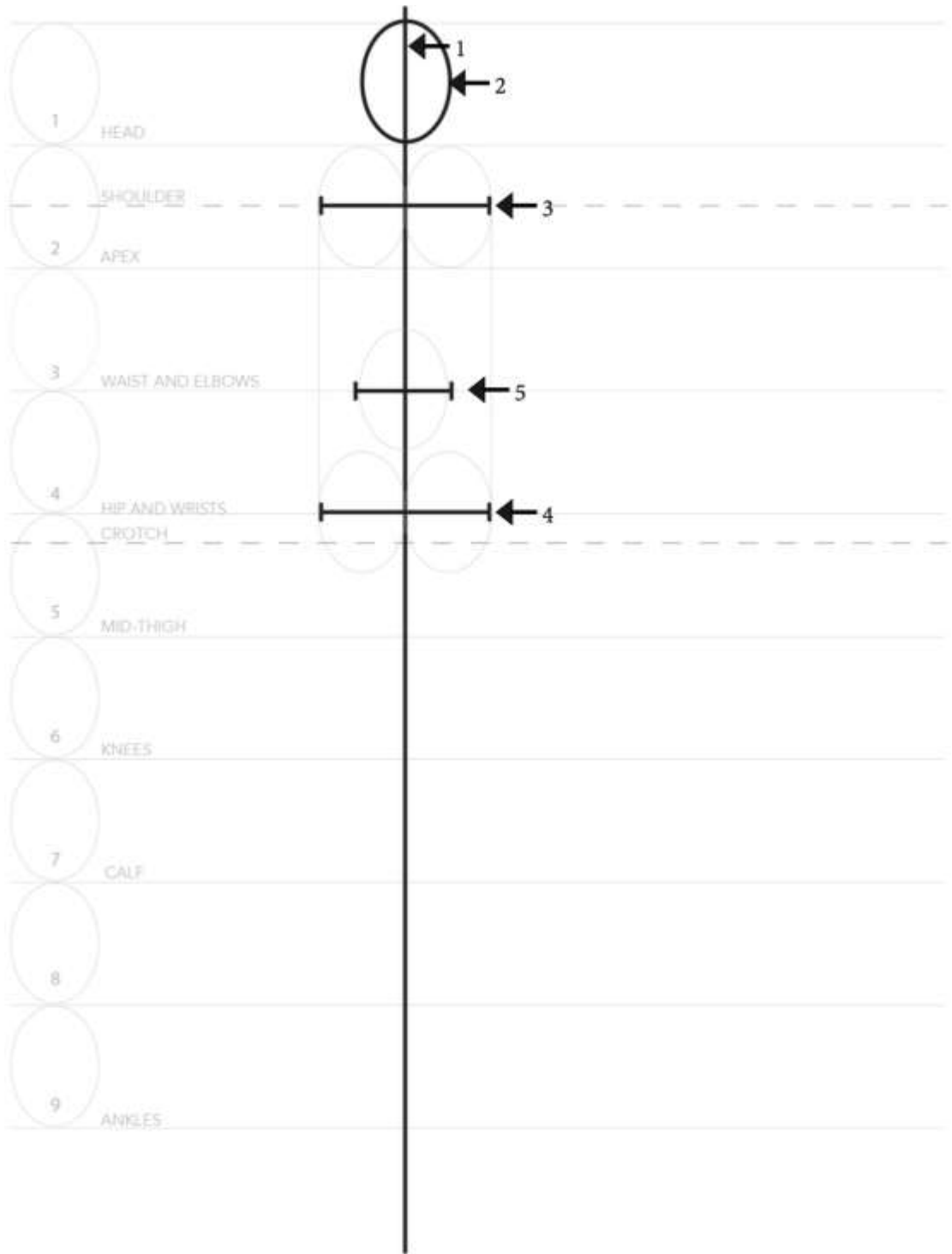
Step 8: Draw a vertical line from the waist down

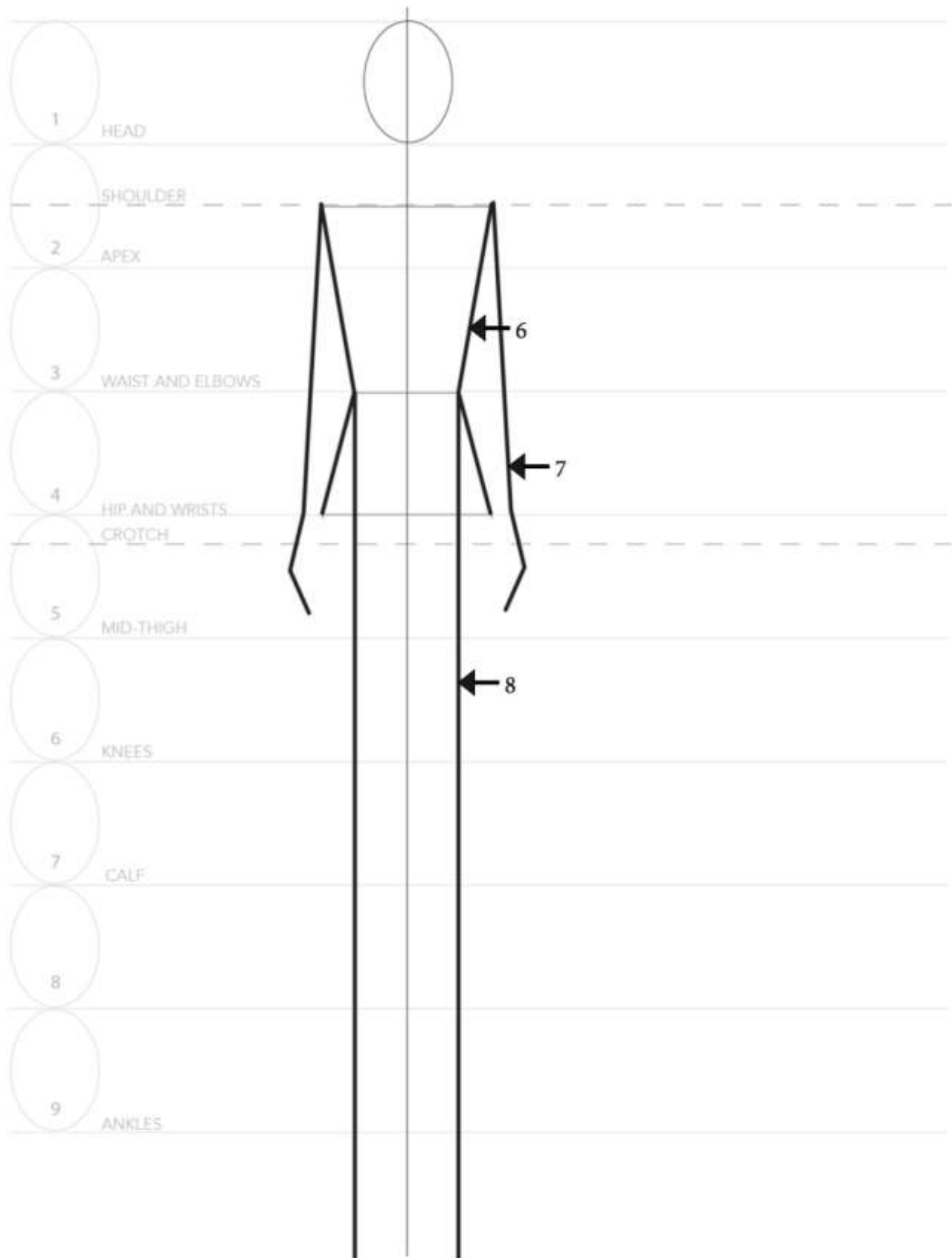
Step 9: Draw a cylinder for the neck

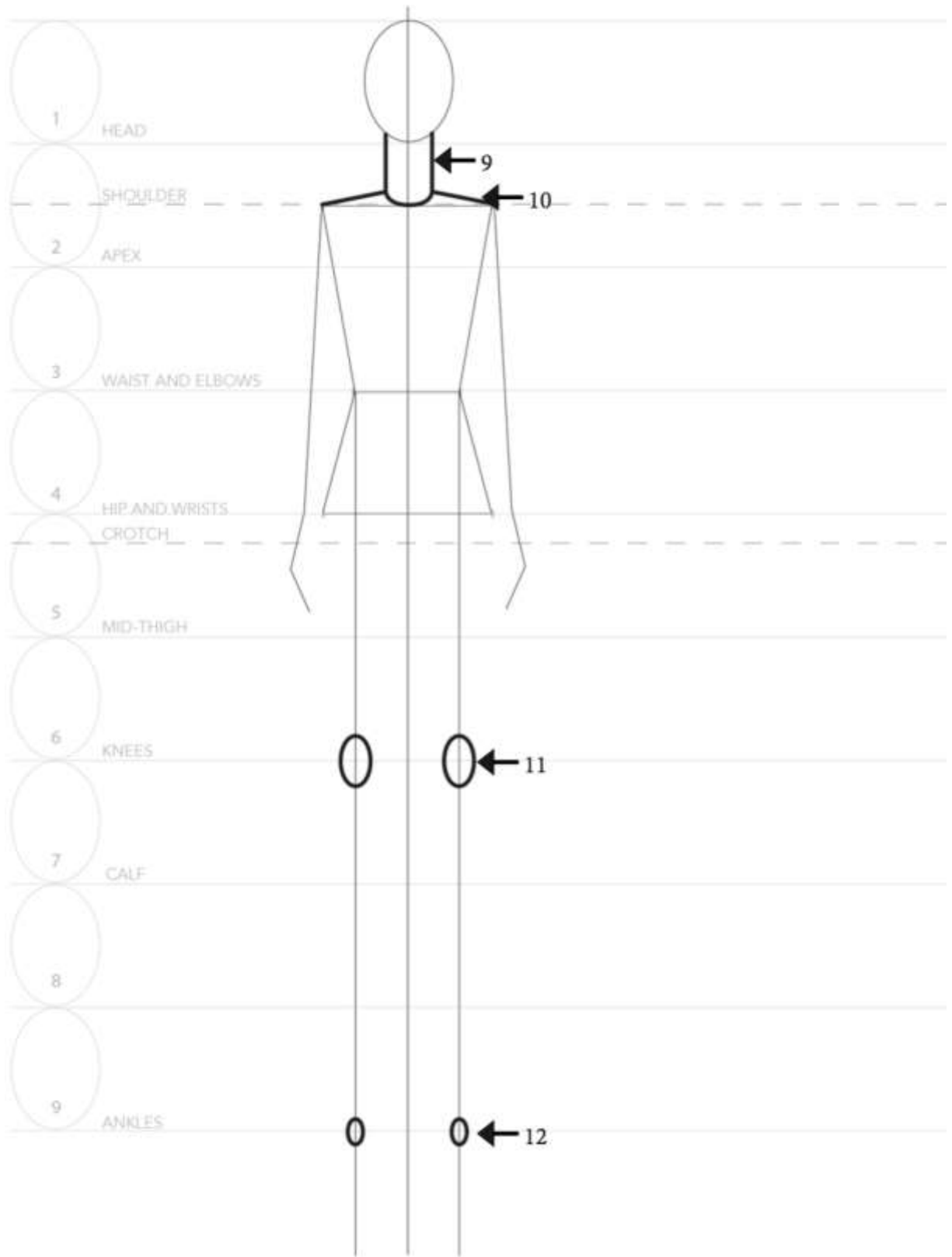
Step 10: Connect the neck to the shoulder

Step 11: Draw small ovals for the knees

Step 12: Draw small ovals for the ankles







Part 3—Adding Shape

After the skeleton of the croquis is established, we can add muscular structure and shape. Take your time and draw lightly so you can erase easily.

Step 1: Draw ovals for the shoulder, bicep, and lower arm

Step 2: Draw ovals for the upper and lower leg

Step 3: Draw triangles for the feet

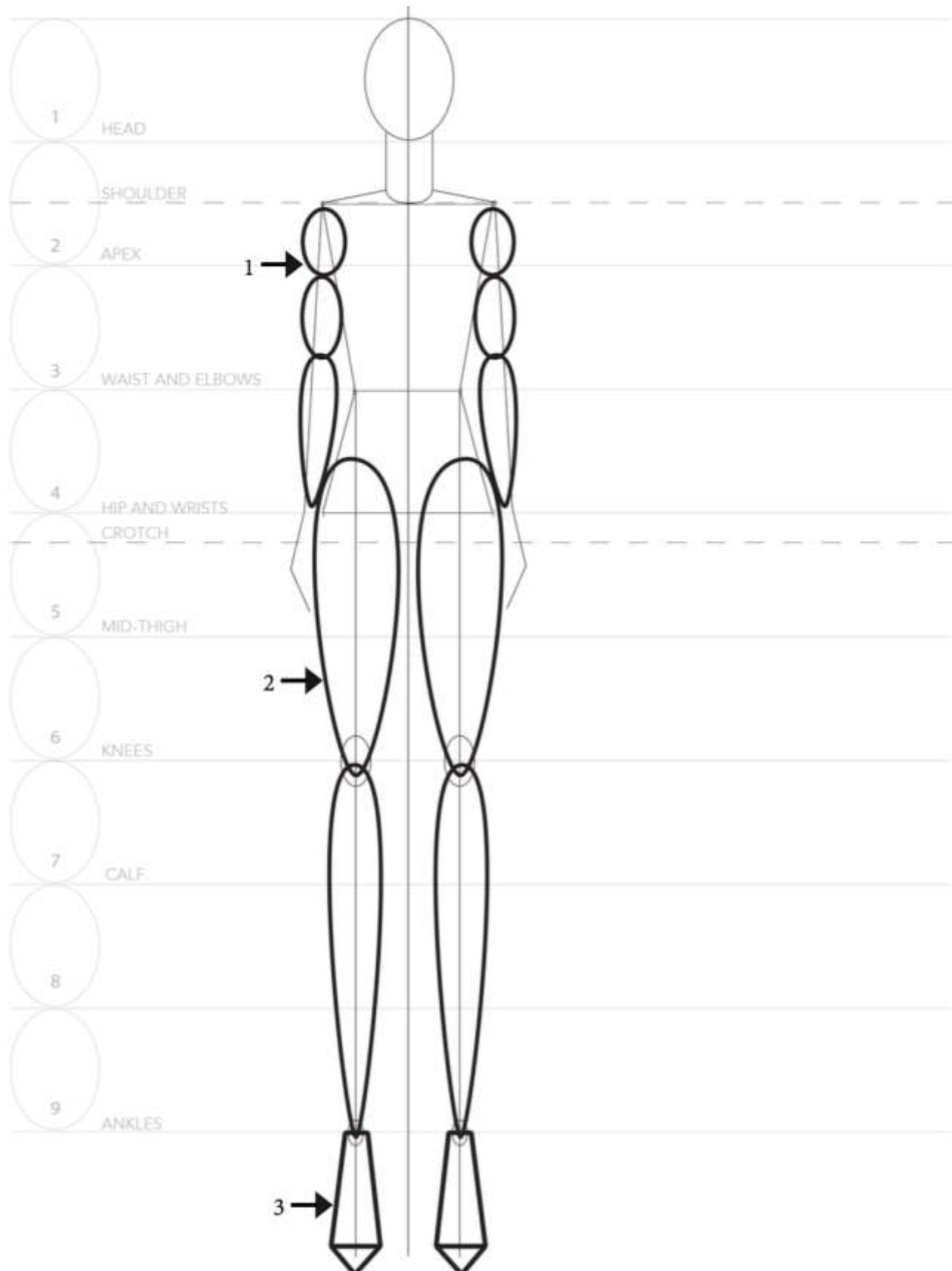
Step 4: Add shape to the neck and outline the arm, using the ovals as guidelines. Repeat on another side

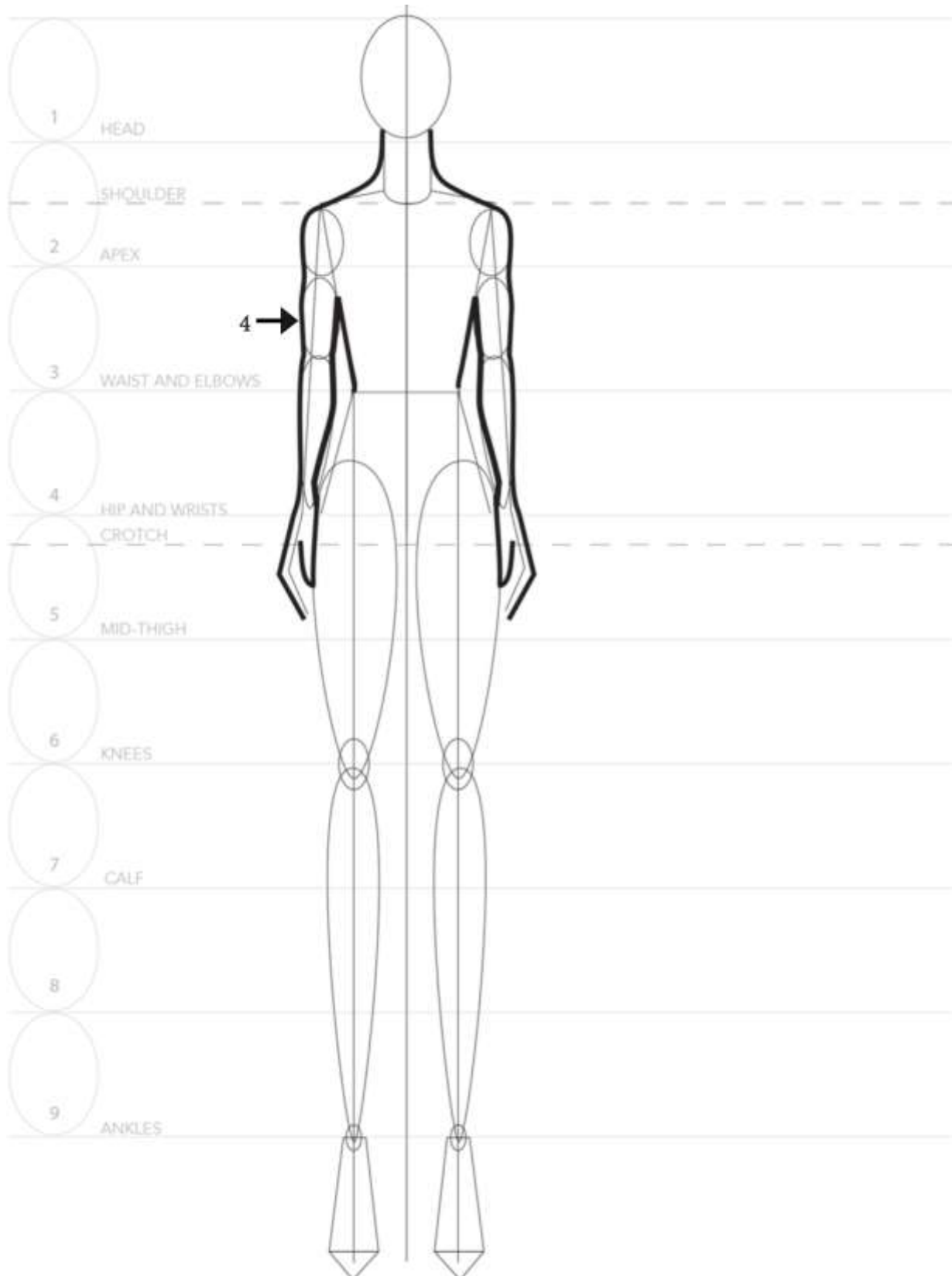
Step 5: Outline the leg and foot as illustrated, using the ovals as guidelines. Repeat on another side

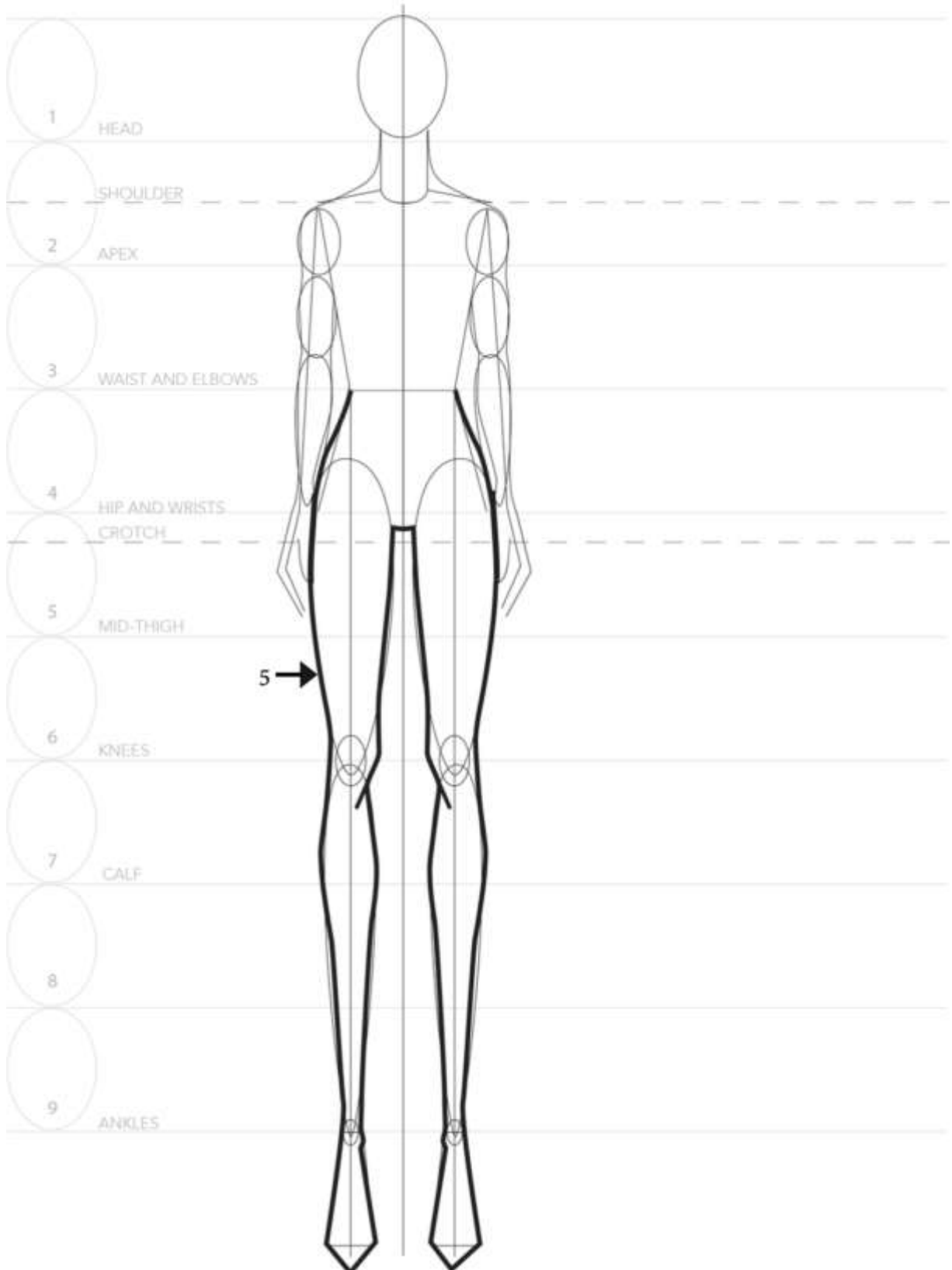
Step 6: Add neck, bust, and underwear line as illustrated.

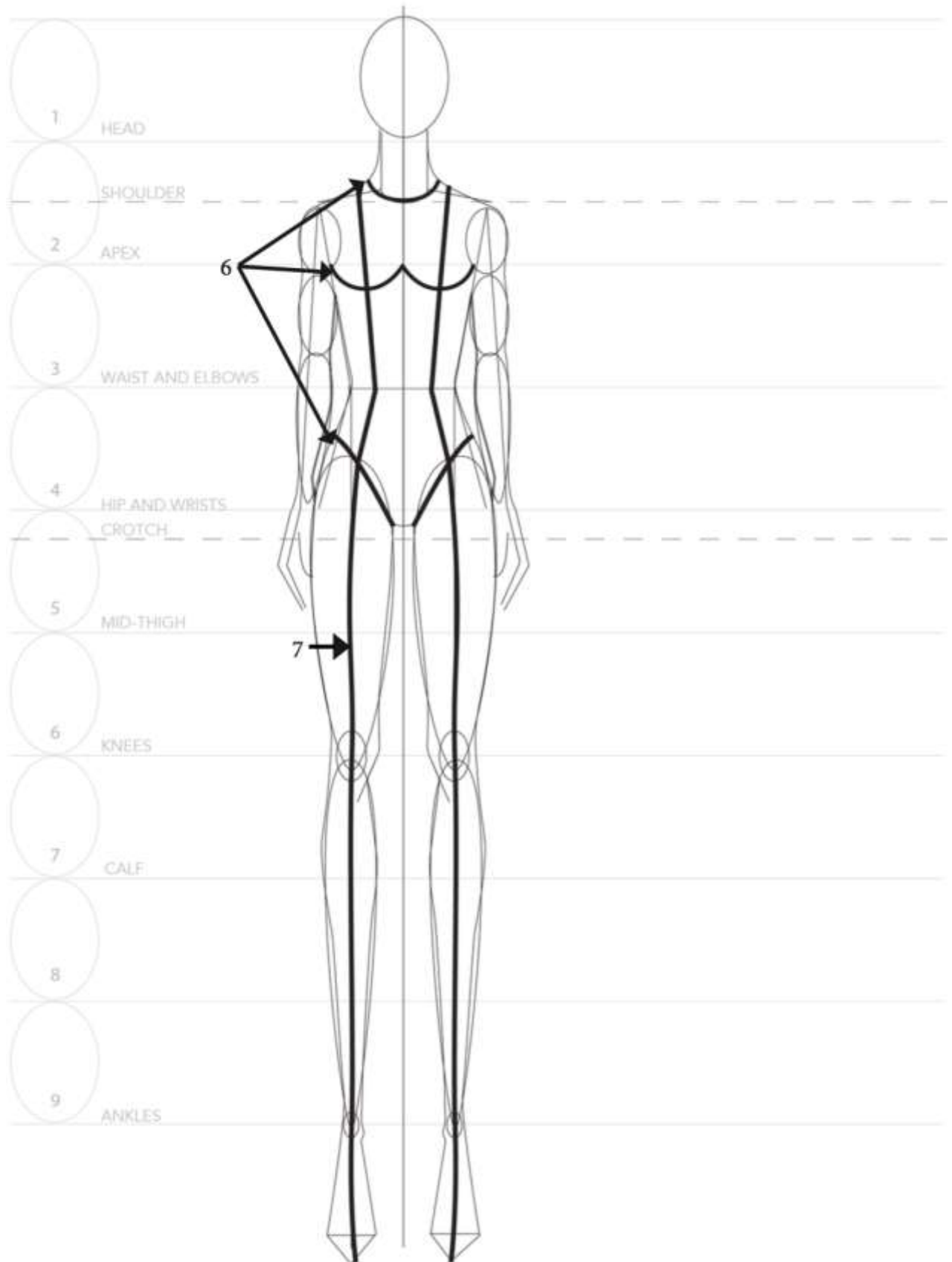
Step 7: Add a center line at each side of the body as illustrated. This is called the "princess line."

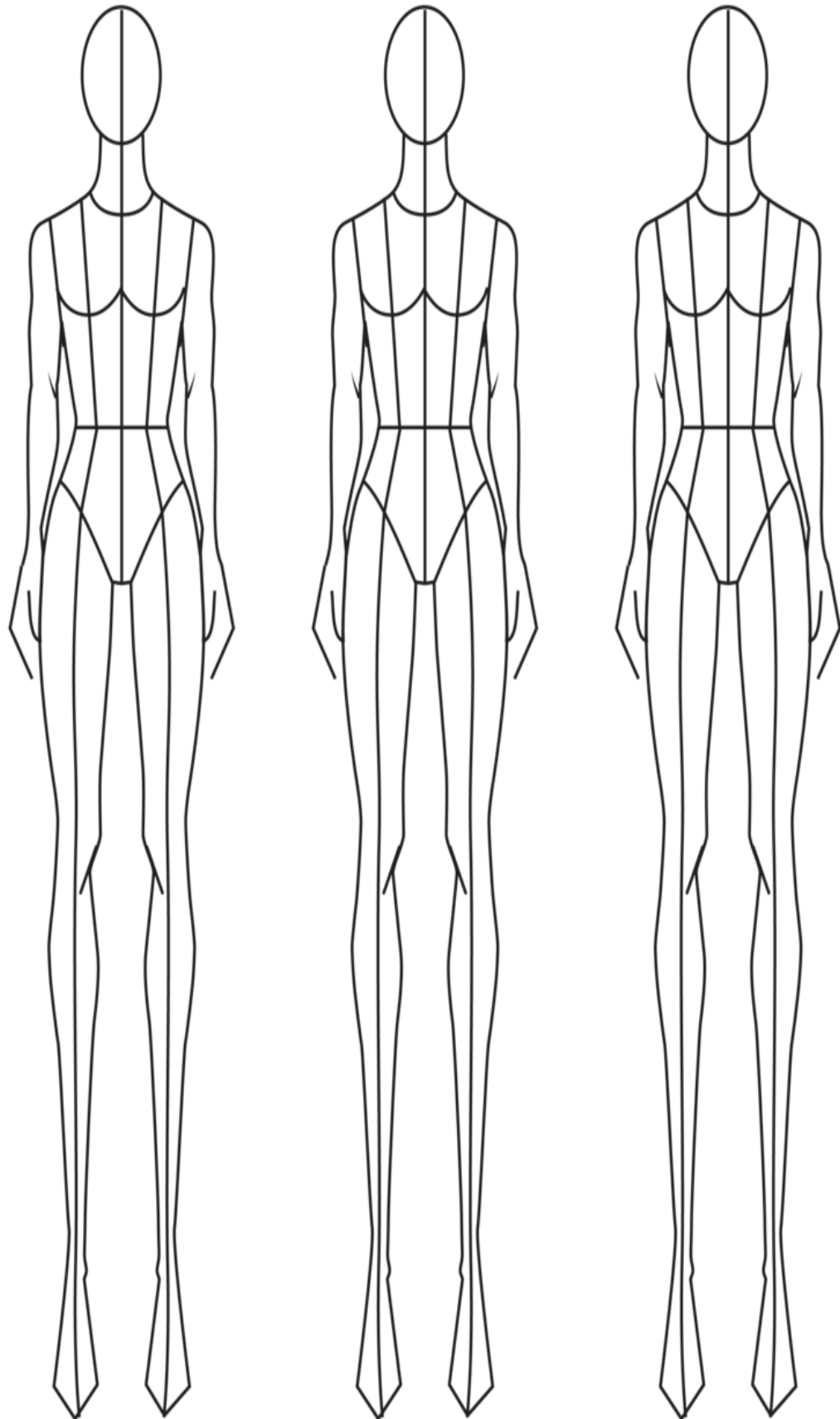
Drawing the fashion figure doesn't have to be challenging. In this tutorial, you will learn a simple method to create a professional croquis, one step at a time!











CHECK YOUR PROGRESS

1. What is a fashion croquis?

2. What is the proportion of fashion croquis?

3. draw 9 head women figure.

MULTIPLE CHOICE QUESTIONS

1. What does Croquis mean?

- (a) Line
- (b) Shape
- (c) Sketch
- (d) Body

6.4 LET US SUM UP

In this section, we learned about 9 female human head sketches and learned how to draw 9 head sketches step by step through instructions.

6.5 KEYWORDS

- 1. Croquis: sketch
- 2. Proportion: Division
- 3. Perpendicular: straight

6.6 SOME USEFUL BOOKS

1. <https://www.amikosimonetti.com/life/drawing-the-fashion-figure-with-9-heads-proportion>

2. Fashion illustration : figure drawing

3. Fashion illustration: inspiration and technique

Sources Of Images

All images are from reference books and the internet.

ANSWER

1. = Croquis translated from French means "sketch". In the fashion design world, sketches are sketches of fashionable characters. The term can also refer to the painting of a real person model. Croquis' paintings are minimalist and can be used as blank canvases for painting clothes. The sketch describes the technical elements of the garment, including:

- Fitting
- Shape
- Sleeve length
- Total length
- Stitches and sewing

Sketches are clothing model drawings that can be added to the design. You can also make it into a fashion character or name a sample.

Fashion sketches come in various shapes, sizes, and styles. It all depends on the end-use of your design and the demographics you are designing. Throughout my career, I have used various sketches. Some of them are more fashionable, while others are very simple.

2. = The standard sketch is a slender figure, long legs, a larger head, and thinner buttocks than the average woman. In the sketch, 9 heads are from the top of the head to the height of the ankles. (Legs are excluded from the equation because their height may be different depending on the type of shoe and the height of the heel.)

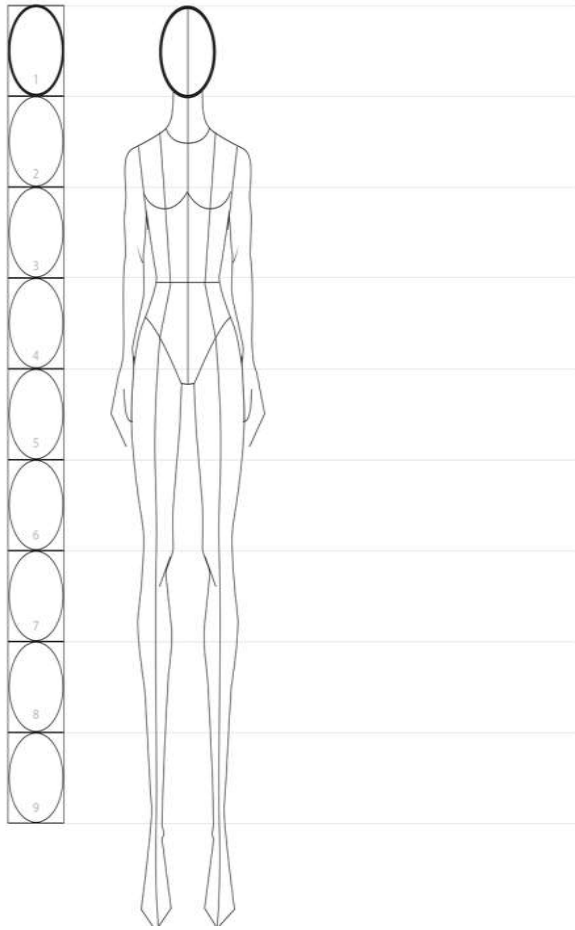
The point is that the length and simplicity of the model help to show clothes that have a dramatic impact. When the clothing is displayed in elongated proportions, its design intent is exaggerated.

Head height and width are used as indicators for the rest of the body.

In this chapter the figure is divided into 9 equal parts from the top of the head to the ankles. Feet are not included because their height may be different depending on the type of shoe and the height of the heel.

It makes sense to use the print head as the measurement point instead of the actual measurement value because your paper size may be different. From a small piece of paper to a billboard, first, draw 9 heads to describe the size and proportion of your figure.

If you are using 8.5 x 11 sheets of paper, you can make each head about 1 inch high, but this measurement will vary with the paper size.



MCQ ANSWER
(c) Sketch

UNIT:7**SKETCHES OF FORMAL WEAR****STRUCTURE :****7.0 Objectives****7.1 Introduction****7.2 Importance Of Formal Wear****7.3 Criteria Kept In Mind While Sketching (Designing) Formal Wear**

- **Comfort**
- **Colour**
- **Print**

7.4 Guidance For Selecting Formal Wear And Looks.**7.5 Examples Of Sketches Of Formal Wear For Different Age Groups**

- **Adult Women**
- **Adult Man**
- **Teenager Girl**
- **Teenager Boy**
- **Children**

Check Your Progress**Multiple-Choice Questions****7.6 Let Us Sum Up****7.7 Keywords****7.8 Some Useful Books****Answer**

7.0 OBJECTIVES

- To learn about formal wear.
- To understand the importance of formal wear.
- To gain knowledge about formal wear designing every age group of men, women, and children.

7.1 INTRODUCTION

The selection of proper clothing often depends on the nature of the job. Special personal protective clothing is necessary for jobs such as fire fighting, police, ambulance officers, defense personnel, and various other specialty occupations. Each department should provide guidelines for the selection and use of appropriate personal protective clothing and equipment.

If working in a company where the job involves getting dirty, one may have more freedom in clothing selection. If the job includes customer interaction with casual style suits, a change of clothes around or something to add is ideal. Wearing a blazer or sport coat (for women) and a necktie (for men) to a basic shirt will supplement the outfit. Women should consider their body types while selecting the clothing for the best fit. If uniforms or work wears are in force, one should emphasize the perfect fit, neat and cleanliness of the dress. Ties should be worn while representing the company in exhibitions or conferences or important consumer meetings. They should be knotted firmly, not loosely around the shirt collar. If someone has tattoos, they should be covered at work. Covering the tattoos is almost a definite during hospital job interviews.

Most organizations, including the health sector, have dress codes, which should be followed. Selecting the dress at work as per the institutional guidelines is important. The dress codes relate to the identification, professional appearance, safety, and hygiene. However, many companies are flexible on dress codes. In these circumstances, the casual dress can be worn on Fridays or the days when there are no special events or meetings. However, formal dress is mandatory for meetings and discussions with customers. As casual wear is becoming more popular in the modern workplace, often it could be challenging to select the outfit for the right appearance. Observing the clothing style of others especially the boss(es) is very essential while selecting the appropriate outfit. The clothing standards may be more relaxed on some occasions, however, a good clothing selection and good dressing is always the standard. Career and etiquette experts can be consulted to get better ideas on these. Fulfilling the employer's requirements needs planning and a set of new habits, which can help in career success. Dress Code During a Job Interview During a job interview, the potential employers seek the person who can represent the values of their organization in addition to the necessary skill and qualifications. During the job interview, the appearance decides whether one will fit in with the company's culture or not. The way one is dressed, reveals a lot of information about the self. Therefore, it is essential to make a good first impression with the interviewer. A planned outfit is essential for getting selected in the interviews. The first impression created with the employer can not be altered. Hence, one should pay attention to all little details from head to

toe during the interview process. In addition to the clothing, the way that one acts, communicates and stands, affects the performance. Hence, it is essential to always think positively and look good to boost self-confidence. Positive thinking indicates a high confidence level and maintaining a positive attitude indicates a commitment to the job.

7.2 IMPORTANCE OF FORMAL WEAR

The selection of Formal-wear depends on the type of job, clothing requirements, regulations, safety level, and cultural influences. Employees in some organizations use the prescribed dress code (color, design, and style) as per the workwear policies. However, in many institutions, people are free to select their clothing to express themselves. It is very hard today to predict the occupation of people from their clothes due to the flexibility of clothing in many occupations. However, it is easy to identify certain types of work (such as a lawyer) if uniforms are used. In many occupations, clothing is influenced by the current fashion trend, despite reflecting one's individual choices. Unless restricted, today's working men and women are not limited to the narrow range of dresses. A wide range of clothing differing in color, design, and style are available for them.

Functional requirements are an important issue in deciding what we wear at work. There are varieties of tasks such as fire fighting, military, chemical, and biological industry, where the protective clothing must be used for personal protection. For example, in the biological industry, the problems are mainly caused by microorganisms or contamination. In hospitals, exposure to risk bacteria and viruses from contaminated blood, bodily fluids, or other similar objects can lead to risks related to biological risks. In some instances, airborne pathogens may cause potential threats. The protective clothing used for chemical protection is mainly used for dermal exposure and lowering the risk of injury or illness. In addition to the required level of protection, the protective clothing should be comfortable to wear, should not restrict body movement, and should be easy to produce commercially. Once selected, the person is expected to represent the company's culture. During the first few days in a job, one can watch the clothing patterns of colleagues and boss, and develop ideas on the dressing styles. If it is difficult, the person can discuss with someone who is easily approachable and has a good understanding of the clothing. To the customers, the employees are the company. Hence, the clothing style affects the relation of the company with the customers. As a member of an organization, one should reflect the values of the company. It is essential to self-analyze with the question "Will my clothes and appearance be matching with the events such as meeting with the boss or head?" One should always start the work fresh and neat and never let

down the personal appearance. A regular personal assessment of clothing is essential to show professionalism at the workplace. The clothing and accessories should also be updated regularly to match the current fashion trend. Adding two/three clothing items every season is a good habit for keeping in line with the fashion trend. Similarly, new shoes can be added to the existing or the old shoes can be refurbished. A smiling face shows a positive appearance and a good feeling to co-workers.

7.3 CRITERIA KEPT IN MIND WHILE SKETCHING (DESIGNING) FORMAL WEAR

The selection of formal wear depends primarily on the type of work in the office. In addition, the body type, the appropriateness of color and design, climatic conditions, and other functional requirements are taken into consideration. Clothing affects one's way of thinking. It has been shown that ladies dressed in a masculine manner during a job interview are more likely to be hired. A study revealed that a teacher with formal cloth is perceived as more intelligent than a teacher with casual dress. In this study, it was also reported that clothes can reveal one's employment, ambitions, emotions, and spending habits. The research explained how psychology affects clothing choice and the ways to overcome key psychological issues related to clothing selection. Improper clothing can not only prohibit us from doing our job properly but also change our perception of others at work. The physical appearance of a person plays an important role in the selection of clothing. One should analyze their features objectively to select the right clothing to enhance the assets and camouflage the problems. The proper clothing selection and body postures affect the degree of liking and attraction of a person. The following section highlights the criteria for proper clothing selection.

➤ COMFORT

While selecting clothing, in addition to the style and design, comfort and fit are also important parameters to be considered. One should avoid using uncomfortable clothes, as it overrides the professionalism of an outfit. Everyone should have specific clothing items which are not only pleasant but also comfortable. In addition, the fit is also an essential criterion for the selection of clothing. The perfect fit provides a good appearance, physical comfort, and self-confidence. The clothing should fit properly while seating, working, standing, and bending. Clothing with improper fit can never be attractive. One should always check the clothing fit both in motion and standstill.

➤ COLOUR

Colour is the first and most important element to which consumers/clients respond while selecting clothing. Colour expresses the language, reflects the personality and the emotions. People relate

personality to color, usually either selecting or rejecting clothing because of its color appeal. Colour affects personality because it causes emotional responses, and color selection is based on events in lives and culture. Each person has color liking and disliking. Clothing colors can reveal the ease or seriousness of a person. The first impression of a person is influenced by the clothing colors and the style of dressing. Colour can be classified as warm, cool, and neutral. Red, yellow, and orange are considered warm; blue, green, and purple are known as cool; and white, black, grey, beige, tan, and brown are neutral colors. These colors create different impressions and are suitable for a specific outfit. While selecting suitable colors for clothing, the skin, hair, and eye colors should be taken into consideration. Furthermore, colors should be selected according to the season, occasion, climatic conditions, and type of garment. Although there is no governing rule for the selection of colors, the color combinations should be judiciously selected to make harmony and enhance the personality. There is no limit to the kinds and varieties of color combinations. Colors create illusions, for example, a garment in one color creates the illusion of height. Warm, light, or bright colors advance visually, making a design seem large; whereas cool, dark colors recede causing the figure to look small and slender. The contrasts in tone and contrasts in chroma are frequently used to disguise figure problems. Certain individual colors or color combinations are more pleasing to some people. Each person needs to experiment with various color combinations by considering both physical and psychological self and establishing the most harmonizing color combinations.

➤ **PRINT**

The arrangement of lines, patterns, color, and texture is known as the design. Lines are an important element of design, which determines the direction of visual interest in a dress. Straight lines indicate crispness and curved lines imply buoyancy. Lines have the power to create moods and feelings. Vertical lines indicate upright, majestic figures and stability. Horizontal lines are like lines at rest and they suggest repose, quiet, and calmness. Soft curving lines express grace. Diagonal lines imply powerful movement and vitality and indicate the feeling of movement. Zigzag lines create excitement but are often disconcerting. The line should be properly interpreted for each figure type. Long, unbroken vertical lines are most effective in adding height. The longer and stronger the line, the more effective it is. Vertical lines can be further strengthened by accentuating them with contrasting trimmings or buttons. The eye judges any measurement of length or width about other measurements in the same composition. Longer skirts make the wearer appear taller and slimmer simply because their length is greater than their width. Horizontal lines widen the figure i.e. they add bulk or mass to the figure.

There are certain things to be avoided by people of both genders while working or selecting the right outfit for work. The inner side of the handbag should be kept tidy, especially if it has no zipper, which can

attract others to have a glimpse from time to time. The use of too strong cologne or perfume should be avoided. A watch should be carefully selected, as the watch is the most common accessory drawing attention on both men and women. One should use socks of an appropriate length and try to avoid ankle socks with slacks. When crossing the legs and the pants slightly lift, no skin should be visible. The use of excessive jewelry should be avoided. Wearing multiple necklaces, rings or bracelets can create a negative appearance. Wearing dangling or multiple earrings should also be avoided. The use of body piercing paraphernalia such as nose rings, eyebrows, and lip rings should also be kept to a minimum. The selection of an appropriate haircut style is very essential as not every cut is going to look good on every person. If one wears non-ironed and wrinkled clothing and goes to work with untidy hair, people perceive that the person is careless. One should try to avoid: colors such as green or red, ripped jeans or skin-fit T-shirts, shirts showing chest, sports clothes with emblems, or large designer labels. Women should avoid contrasting undergarments under light tops.

7.4 GUIDENCE FOR SELECTING FORMAL WEAR AND LOOKS

Clothing also affects the degree of personal attractiveness, behavioral and physical. The smartest people are the people with the most attractiveness. The attractive persons are expected to have better jobs and lead happier lives. People discount the worth of a person who is poorly dressed. The personality continually changes with age and experience. The evidence of changing the clothing style with age is well documented in history. However, modern clothing does not make any difference between the old and the young. The clothing we wear is often related to the communities and cultures we belong to. However, it is essential to look into the work culture while selecting clothing for work to avoid others identifying you as being different.

The selection of the right outfit is not the sole thing for a successful career. For a completely professional look, personal dressing and accessories are also equally important. dressing is the way of caring for ourselves. It is the way we represent our hair, nails, skin, and face. The physical attractiveness of a person can not be created, it can only be improved. Well, dressing includes styled hair, healthy skin, and manicured nails, which help to improve the personality. Perfumes, mouthwashes, hairspray, deodorants are all essential parts of dressing. dressing and the use of matched, clean, and ironed clothes are always better.

The shirts should preferably be light-colored either plain or with **Men:** stripes (horizontal/vertical) in light colors. Suitable shirt colors include

white, off-white, cream, beige, pale, and light yellow for office jobs. The long-sleeved shirts should always be buttoned at the cuffs and never rolled up. The plain shirt should be used with check or stripe trousers, whereas light color shirts should be used with the complementary dark trousers. The trousers should be long enough to cover the leg but not too long which folds over the shoes. Safari suits must be avoided. The socks should complement the suit and white or sports socks should be avoided. The tie should complement the suit and ties with huge patterns or cartoons should be avoided. The front end of the tie should touch the tip of the belt, whereas the back end should be properly tucked in. While not wearing a tie, the two collar buttons may be left undone, but buttoning them into the buttonholes is a good practice.

Women: The hairstyle selected by women should be neat, conservative, and preferably off the face. Shocking or unusual hair colors such as blue, green, and red should be avoided in office jobs. Furthermore, hair sprays and gels with a strong odor should be avoided. Women should keep their nails clean and they should be trimmed or sculpted. The use of unusual or shocking nail colors should also be avoided. In business, meetings nail art and nail jewels should be avoided. The makeup should be simple and appropriate. Wearing no makeup at all is as bad as wearing too much makeup. The jewelry and other accessories should be carefully selected. The earrings should be small, simple, and dangle above the earlobe. The jewelry worn should not be noisy (such as metal bangles or bracelets) and too large. Wearing no jewelry at all is better than wearing too much of them. All business women should wear at least a nice and conservative wristwatch. The breath should be fresh and clean so that there is no odor from the mouth. If the breath is smelly, a dentist should be consulted. Frequent gargling with mouthwash especially after eating is recommended. This also applies to working men. While selecting cologne, body sprays and deodorants with fresh and tingling smells should be selected and heavy smells should be avoided.

7.5 EXAMPLES OF SKETCHES OF FORMAL WEAR FOR DIFFERENT AGE GROUP

➤ ADULT WOMEN



(fig.7.1 sketches of formal wear “women”)

➤ ADULT MAN



(fig. 8.2 sketch of formal wear “man”)

- TEENAGER GIRL
- TEENAGER BOY



(fig. 7.3 sketch of formal wear “teenage girl and boy”)

- CHILDREN



(fig. 7.4 sketch of formal wear “children”)

CHECK YOUR PROGRESS

1. Explain Formal wear.

2. Write a short note about the Importance of formal wear.

3. what are things to keep in mind while dressing formally?

MULTIPLE CHOICE QUESTIONS

1. _____ is the first and most important element to which consumers/clients respond while selecting clothing.

- (a) pattern
- (b) color
- (c) fabric
- (d) Fasteners

2. Red, yellow and orange are considered as ?

- (c) bright
- (d) neutral
- (c) cool
- (d) warm

7.6 LET US SUM UP

In this unit, we learned that Clothing also affects the degree of personal attractiveness, behavioral and physical. The smartest people are the people with the most attractiveness. The attractive persons are

expected to have better jobs and lead happier lives. People discount the worth of a person who is poorly dressed. The personality continually changes with age and experience. The evidence of changing the clothing style with age is well documented in history. However, modern clothing does not make any difference between the old and the young. The clothing we wear is often related to the communities and cultures we belong to.

7.7 KEYWORDS

Etiquette	the customary code of polite behavior in society or among members of a particular profession or group.
Contamination	is the presence of a constituent, impurity, or some other undesirable element that spoils.
Pathogens	a bacterium, virus, or another microorganism that can cause disease
Dermal	relating to the skin or dermis.
Camouflage	the disguising of military personnel, equipment, and installations by painting or covering them to make them blend in with their surroundings.
Judiciously	with good judgment or sense.

7.8 SOME USEFUL BOOKS

1. https://www.researchgate.net/publication/302562677_How_to_Dress_a_t_Work
2. What to wear, where: the how- to handbook any style situations.

Sources Of Images

All images are from reference books and the internet.

ANSWER

1. = The selection of proper formal wear often depends on the nature of the job. Special personal protective clothing is necessary for jobs such as fire fighting, police, ambulance officers, defense personnel, and various other specialty occupations. Each department should provide guidelines for the selection and use of appropriate personal protective clothing and equipment. If working in a company where the job involves getting dirty, one may have more freedom in clothing selection. If the job includes customer interaction with casual style suits, a change of clothes around or something to add is ideal. Wearing a blazer or sport coat (for women) and a necktie (for men) to a basic shirt will supplement the outfit. Women should consider their body types while selecting the clothing for the best fit. If uniforms or work wears are in force, one should emphasize the

perfect fit, neat and cleanliness of the dress. Ties should be worn while representing the company in exhibitions or conferences or important consumer meetings. They should be knotted firmly, not loosely around the shirt collar. If someone has tattoos, they should be covered at work. Covering the tattoos is almost a definite during hospital job interviews. Most organizations, including the health sector, have dress codes, which should be followed. Selecting the dress at work as per the institutional guidelines is important. The dress codes relate to the identification, professional appearance, safety, and hygiene. However, many companies are flexible on dress codes. In these circumstances, the casual dress can be worn on Fridays or the days when there are no special events or meetings. However, formal dress is mandatory for meetings and discussions with customers. As casual wear is becoming more popular in the modern workplace, often it could be challenging to select the outfit for the right appearance.

2. = The selection of clothing depends on the type of job, clothing requirements, regulations, safety level, and cultural influences. Employees in some organizations use the prescribed dress code (color, design, and style) as per the workwear policies. However, in many institutions, people are free to select their clothing to express themselves. It is very hard today to predict the occupation of people from their clothes due to the flexibility of clothing in many occupations. However, it is easy to identify certain types of work (such as a lawyer) if uniforms are used. In many occupations, clothing is influenced by the current fashion trend, despite reflecting one's individual choices. Unless restricted, today's working men and women are not limited to the narrow range of dresses. A wide range of clothing differing in color, design, and style are available for them. Functional requirements are an important issue in deciding what we wear at work. There are varieties of tasks such as fire fighting, military, chemical, and biological industry, where the protective clothing must be used for personal protection. For example, in the biological industry, the problems are mainly caused by microorganisms or contamination. In hospitals, exposure to risk bacteria and viruses from contaminated blood, bodily fluids, or other similar objects can lead to risks related to biological risks. In some instances, airborne pathogens may cause potential threats. The protective clothing used for chemical protection is mainly used for dermal exposure and lowering the risk of injury or illness. In addition to the required level of protection, the protective clothing should be comfortable to wear, should not restrict body movement, and should be easy to produce commercially. Once selected, the person is expected to represent the company's culture.

3. = Clothing also affects the degree of personal attractiveness, behavioral and physical. The smartest people are the people with the most attractiveness. The attractive persons are expected to have better jobs and

lead happier lives. People discount the worth of a person who is poorly dressed. The personality continually changes with age and experience. The evidence of changing the clothing style with age is well documented in history. However, modern clothing does not make any difference between the old and the young. The clothing we wear is often related to the communities and cultures we belong to. However, it is essential to look into the work culture while selecting clothing for work to avoid others identifying you as being different.

4.

The selection of the right outfit is not the sole thing for a successful career. For a completely professional look, personal dressing and accessories are also equally important. Dressing is the way of caring for ourselves. It is the way we represent our hair, nails, skin, and face. The physical attractiveness of a person can not be created, it can only be improved. Well, dressing includes styled hair, healthy skin, and manicured nails, which help to improve the personality. Perfumes, mouthwashes, hairspray, deodorants are all essential parts of dressing. Dressing and the use of matched, clean, and ironed clothes are always better.

Men: The shirts should preferably be light-colored either plain or with stripes (horizontal/vertical) in light colors. Suitable shirt colors include white, off-white, cream, beige, pale, and light yellow for office jobs. The long-sleeved shirts should always be buttoned at the cuffs and never rolled up. The plain shirt should be used with check or stripe trousers, whereas light color shirts should be used with the complementary dark trousers. The trousers should be long enough to cover the leg but not too long which folds over the shoes. Safari suits must be avoided. The socks should complement the suit and white or sports socks should be avoided. The tie should complement the suit and ties with huge patterns or cartoons should be avoided. The front end of the tie should touch the tip of the belt, whereas the back end should be properly tucked in. While not wearing a tie, the two collar buttons may be left undone, but buttoning them into the buttonholes is a good practice.

Women: The hairstyle selected by women should be neat, conservative, and preferably off the face. Shocking or unusual hair colors such as blue, green, and red should be avoided in office jobs. Furthermore, hair sprays and gels with a strong odor should be avoided. Women should keep their nails clean and they should be trimmed or sculpted. The use of unusual or shocking nail colors should also be avoided. In business, meetings nail art and nail jewels should be avoided. The makeup should be simple and appropriate. Wearing no makeup at all is as bad as wearing too much makeup. The jewelry and other accessories should be carefully selected. The earrings should be small, simple, and dangle above the earlobe. The jewelry worn should not be noisy (such as metal bangles or bracelets) and too large. Wearing no jewelry at all is better than wearing too much of

them. All business women should wear at least a nice and conservative wristwatch. The breath should be fresh and clean so that there is no odor from the mouth. If the breath is smelly, a dentist should be consulted. Frequent gargling with mouthwash especially after eating is recommended. This also applies to working men. While selecting cologne, body sprays and deodorants with fresh and tingling smells should be selected and heavy smells should be avoided.

MCQ ANSWER

(b) color

(d) warm

UNIT: 8**SKETCHES OF UNIFORMS****: STRUCTURE:****8.0 Objectives****8.1 Introduction****8.2 Importance Of Uniforms****8.3 Criteria Kept In Mind While Sketching (Designing) Uniforms**

- **Fabric**
- **Comfort**
- **Colour**
- **Fasteners**

8.4 Different Types Of Uniform**8.5 Examples Of Sketches Of Uniforms For Different Age Groups**

- **Adult Women**
- **Adult Man**
- **Teenager Girl**
- **Teenager Boy**
- **Children**

Check Your Progress**Multiple-Choice Questions****8.6 Let Us Sum Up****8.7 Keywords****8.8 Some Useful Books****Answer**

8.0 OBJECTIVES

- To learn about uniforms.
- To understand the process of uniform designing.
- To gain knowledge about the necessities of uniforms.

8.1 INTRODUCTION

Uniform is a group of interrelated combined clothing, worn together, used to provide personal services to all members of certain groups of people. Modern uniforms used: military, rescue service organizations (police, civil defense, fire brigade, and security), workers' organizations (nursing assistants, medical staff), hotel facilities and catering, etc. (for example, their main purpose is to protect us from the cold, protection against heat, accidents and other negative effects, such as protection from sports, work, human and animal enemies, and physical and psychological risks. The role of uniforms should also be directed to a group of people. The meaning is that uniforms are work clothes, belonging to A group in a social environment. This will unknowingly damage the relationship between an unsuspecting person and society.

personalized clothing combines images to convey the information of designers, manufacturers, shippers, and passersby. Everyone is for The creation and transformation of the clothes to be transported through the transmission of fashion and class information. The final image of the wearer is considered to be a clothing combination that affects everyone, so by choosing their image, they create a free uniform. This combination freedom is only subject to Restrictions by buyers, designers, and manufacturers. .. The use of clothing is based only on regulations that are acceptable in a specific period or occasion.

Uniforms, as symbolic communication, expressed through uniforms, have three themes:

1. As dynamic Civil uniforms as a result of social processes;
 2. Research on the complex perception of uniforms and communication mechanisms in use;
 3. Discussion of various forms of symbolic uniforms.
- The first topic involves understanding and history as hierarchical and historical The real background and explanations of the state and administrative uniforms that symbolize political exchanges.
 - The second theme involves civilian uniforms that are symbols of world political power, social differences, and cultural organizations. Bernard wrote: "Clothing and fashion can be used to mark or define the social roles that people play. They may indicate that a person is playing a certain role, so they are unlikely to behave in any particular way. More precisely There is a saying. Different people wearing different clothes and different types of clothes make social interactions smoother than usual, and understanding the person's role is essential to treat it correctly.

8.2 IMPORTANCE OF UNIFORMS

Uniforms are one of the important characteristics of identifying a company and their influence on the frequency of customer feedback. It is an important part of the corporate image of a company or organization, and uniforms are an important part of creation. Company profile, such as the company's graphic appearance, marketing, and advertising activities in print or website advertisements, and the company's internal and external design styles. The dissemination of clothing concepts has a very strong social, economic, and social impact. Political influence, this type of communication is very important in the business environment. As an important part of the company's visual identity, it is reflected in the aesthetic norms of clothing. You don't have to be careful with the color through the conversion of color ratios. This is also very important. Both will affect employees' acceptance of the image, which in turn affects the company's image.

The use of uniforms as a means of communication can also be viewed from the perspective of power or economic statuses, such as clothes worn by police and nurses. This shape tells us what kind of service we can get from the person who wears it. "Uniforms, in terms of the economic value or status they imply, indicate what services we should expect a person to provide, not a job application. In this aspect of fashion and clothing, we can say that they represent the economic or contract of a social or cultural entity Agreements. We can see this on many levels. In addition, clothing describes at least in part what services we should get from these people and can also indicate what types of services are being provided. "They allow us to take advantage of these benefits. As before, the political power of the uniform was also used by Napoleon. He "reintroduced a kind of clothing that symbolized the old regime to increase the legitimacy of his empire.

Uniform characteristics:

- General profile of a single employee
- Image and identity of the property
- Comfort in use
- Purpose of work
- Appearance and style
- Local climate conditions
- Budget cost and value of money
- Material
- Availability of materials

8.3 CRITERIA KEPT IN MIND WHILE SKETCHING (DESIGNING) UNIFORMS

By designing uniforms, we can avoid many marketing problems common to competing products in the market. Active participation in the uniform market may include bids where buyers seek the best deal for specific clothing, accessories, or equipment.

In uniform design, fashion and trend are subordinate to function and sport. A good sense of shape is essential. This attaches great importance to ergonomics and maybe a multifunctional solution that brings new dimensions to clothing. We must remember that uniforms are worn every day, so it is important that the fabric can withstand daily use in different climates. The function of the fabric must be perfectly matched with the function of the design, and its lines meet the requirements. The development of textiles is moving in the direction of so-called "smart" materials, manufactured to meet the special needs of emergencies, and increasingly have unusual characteristics associated with the integration of uniforms into clothing.

The following points must be observed when designing uniforms-

FABRIC

Fabrics and designs are functional, and their lines adapt to the needs of the sport of different fields of activity, which are vital to people's physical and mental health in different fields of daily life. Climate conditions. A product can only strike an appropriate balance between fashion, trend, culture, aesthetics, ergonomics, product durability, safety, and price, and consider the wearer of the uniform and its image during development to create lasting Bonds. ... in society.

Cotton-100% cotton products are recommended for hot and uncomfortable places, especially in the kitchen, because they "breathe" and are cool. For example, in a lobby, the uniforms of all lobby staff should match the facility.

The influence of uniform style and uniform clothing color on the perception of those in power. The impact of the ignorant on society has been the subject of many studies. The research proposed by Richard RMS Johnson showed that, for example, police and military uniforms reflect power and authority, that is, have a strong influence on how people accept each other, so police uniforms have a deep psychological impact on people, although opinions may be subject to different opinions. Impact. Uniforms, the color of our clothes will also affect our perception of people in uniforms. The most common uniform color is dark, such as black, blue, gray, green, and rarely brown. This shows that color perception is related to emotions. In color research, researchers associate

red with arousal and arousal, blue with safety and comfort, and black with strength and endurance.

In addition to the convenience of accessories, there are some other things to consider. Bags, collars, belts, or belts require careful consideration. Restaurant staff needs large enough pockets to store or carry cushions in jackets or pants, etc. They are convenient because when you lean or lean on a table or counter, the items will not chip, tear or spill. The slanted side seam pocket is not suitable for paper etc.

The collar and cuffs should be smooth and unlined, not too tight or too stiff. If possible, avoid using accessories because they can make washing difficult. They are also prone to get lost or lost, resulting in an incomplete appearance and look very worn. More convenient than buttons and hooks. The combination of pants and shirt is best for the most difficult work of both men and women. The uniform must be revised regularly, because wearing the same uniform for a long time becomes boring and monotonous for employees, and creates a constantly monotonous atmosphere for frequent customers. In addition, if the hotel adds upgraded or new, or changed themed points of sale, the uniforms should be updated or decorated accordingly. A unified specification card is required to record the designs used by different departments and different levels of employees at different periods. It indicates the period when a certain uniform design is effective for employees at a certain level of the department. It also identifies elements (shirts, pants, etc.), fabrics, color contrast or combination, accessories (buttons, cuff links, name tags, belts, aprons), tie (tie, tie, scarf), shoes (shoes), Sandals, belly), hats (hats, bananas) as needed.

When the information flow is perfect, the designer captures the essence of the customer's desire and takes into account all the suggested parameters to create a new image. This is the aesthetic aggregation of the information provided, which should include fashion effect trends and new technical solutions.

Refer to the cutting plans of various departments of fabrics and handicrafts and functional derivatives companies. The inclusiveness of fashionable, functional, and elegant clothing depends on personalized service and its complex needs..

8.4 DIFFERENT TYPES OF UNIFORMS

Different types of uniforms may slightly change people's views and reactions to uniforms. The first social interaction with clothing will have a psychological impact on people's perceptions. These clothes have a huge impact on forming a person's first impression as a unique person.

The appearance of clothes may vary by style and color. Take a research example: police uniforms evoke emotions, and the result is pride and respect on the one hand, and fear and anger on the other. Different reactions will also affect the choice of uniform style: Compared with the typical uniform of the classic paramilitary uniform style, it is looser and less authoritarian. It can be concluded that the degree of the informality of the uniform affects the degree of authority perceived. The author's list of articles includes research on military-style uniforms that are more open than the classic blazer style and demonstrate help and capabilities.

Different types of uniforms:

- Industry

Industrial uniforms usually include short-sleeved and long-sleeved work shirts and trousers. The shirt is made of durable and dense material. Construction sites and factories. Some industrial uniforms use Touchflex technology. It is a fabric that can be washed for a long time and provides comfort and durability.

Waiters can choose monochrome buttoned shirts and double-breasted shirts. Two types of pants are common, including black chef pants or plaid chef pants. You can also order accessories such as radiator aprons and jackets. All fabrics are generally strong, stain-resistant, and shrink-resistant.

- Food processing

Uniforms in the food industry require a special cleaning process, so they are very durable and can withstand strict cleaning processes. Another option is a butcher's fur coat, which can be replaced.

- medicine

Medical uniforms provide a variety of options. The most common peel is a scrub. The scrub is unisex, both men and women. In addition to simple uniforms, many companies also offer wild printing or customization options. Scrubs are not the only scrubs available. Other popular options are thermal jackets, short dresses, lab coats, and surgical gowns. The scrub is made of high-quality materials and is resistant to stains and multiple items of washing, especially in industrial washing machines.

8.5 EXAMPLES OF SKETCHES OF UNIFORMS FOR DIFFERENT AGE GROUPS

➤ ADULT WOMEN



(fig. 8.1 sketches of uniform “women”)

➤ ADULT MAN



(fig. 8.2 sketches of uniform “man”)

- TEENAGER GIRL
- TEENAGER BOY



(fig. 8.3 sketch of uniform “teenager girl & boy”)

- CHILDREN



(fig. 8.4 sketch of uniform “children”)

(fig. 8.4 sketch of uniform “children”)

CHECK YOUR PROGRESS

3. Write a definition of uniform.

4. Explain the importance of uniforms in daily life.

3. describe different types of uniforms.

MULTIPLE CHOICE QUESTIONS

1. _____ are one of the features that play an important role in identification of the company

- (a) Looks
- (b) Styles
- (c) Uniforms
- (d) Bags

2. _____ uniforms are made of high-quality materials that can hold up to stains and many washes, especially from industrial washing machines.

- (e) Medical
- (f) Classes
- (c) School
- (d) Company

8.6 LET US SUM UP

In this unit, we learned that the message that uniforms convey is not about personality, but about group identity. The other communicative meaning of uniforms that should be mentioned is the social value or status of the wearer, as their uniforms indicate. group or service means their uniform, but it also means the rank or position a person occupies in the uniform group. The uniform shows a social role. Author M. Bernard writes: "Clothing and fashion can be used to mark or define the social roles that people play. They may indicate that a person is playing a certain role and therefore are unlikely to act accordingly. Some people claim that different people wear Different clothes and different types of clothes. Ensure that social interaction is smoother than usual. For example, the clothes worn by doctors, bodyguards, hospital visitors, and patients show the role of the person wearing them. The role of this person is to get along with them appropriately.

8.7 KEYWORDS

Ergonomics	the study of people's efficiency in their working environment.
Camouflage	the disguising especially of military equipment or installations with paint, nets, or foliage
Obscenities	the state or quality of being obscene
Denotes	to represent or mean something

8.8 SOME USEFUL BOOKS

1. <https://www.prudentialuniforms.com/blog/what-are-the-different-types-of-work-wear/>
2. <https://www.prnewswire.com/news-releases/top-10-benefits-of-employee-uniforms-199378671.html>

Sources Of Images

All images are from reference books and the internet.

ANSWER

The rules for the use of clothing are only based on regulations that are acceptable in a specific period or occasion.

2. = Uniform is one of the characteristics that play an important role in the identification of the company, and its influence on the frequency of customer reviews is an important part of the corporate image of the

company or organization. They are part of the company profile just like the graphic appearance, the marketing and advertising campaigns in print or website advertisements, and the company's internal and external design styles. With a strong social, economic, and political influence, this type of communication is vital in the business environment. As an important part of the company's visual identity, it is expressed in the aesthetic standards of clothing and is transformed by color proportions. Only color. Contour is also important. Both will affect employees' acceptance of the image, which in turn affects the company's image. Communication can also be viewed from the perspective of power or financial status. For example, the clothes of police and nurses. This shape tells us what kind of service we can get from the person who wears it. "Uniforms, if they provide value or economic status, indicate what kind of service we should expect a person to provide, not a job application. In terms of fashion and clothing, we can say that they have an economic or contractual relationship." arrangements. , Not social or cultural objects. We can see this on many levels. In addition, clothing at least partially describes what kind of service we should receive from these people, and it can also indicate what kind of service is being provided, as Napoleon said before, he "reintroduced a symbol of the old regime. "Clothing" is to maintain the legitimacy of his empire. "

3. = 1. Industrial: Industrial uniforms are usually made up of short styles: long work shirts and trousers with sleeves. Industrial uniforms use Touchflex technology. It is a fabric that can be washed for a long time and provides comfort and durability Sex.

2. Automotive Information: Automotive technicians need durable shirts that meet their needs. Most styles are short-sleeved and long-sleeved shirts and polo shirts or buttons. Jackets and work clothes are also provided. All designs are strong enough to withstand oil and corrosive liquids. In addition to the regular and individually designed T-shirts designed for technicians, you can also find employee T-shirts from major car manufacturers.

3. Career: One of the career opportunities in the unified ideal of the office. These shirts are casual, professional, and career-oriented. Styles include short-sleeved and long-sleeved Oxford shirts, denim shirts, and polo shirts. You can add custom labels to these styles of shirts. This uniform is comfortable and professional and can be worn outside the office.

MCQ ANSWER

Uniform

(a) Medical

UNIT : 9**SKETCHES OF SPORTS WEAR****STRUCTURE:****9.0 Objectives****9.1 Introduction****9.2 Importance Of Sports Wear****9.3 Criteria Kept In Mind While Sketching (Designing) Sports Wear**

- **Fabric**
- **Comfort**
- **Colour**
- **Print**
- **Fasteners**

9.4 Different Types Of Sportswear**9.5 Examples Of Sketches Of Formal Wear For Different Age Groups**

- **Adult Women**
- **Adult Man**
- **Teenager Girl**
- **Teenager Boy**
- **Children**

Check Your Progress**Multiple-Choice Questions****9.6 Let Us Sum Up****9.7 Keywords****9.8 Some Useful Books****Answer**

9.0 OBJECTIVES

- To learn about the sportswear
- To understand the importance of sportswear

- To gain knowledge about sportswear designing for every age group of men, women, and children.

9.1 INTRODUCTION

Recently, sportswear has become more and more popular. Since professional athletes wear top brands, sportswear is almost everywhere. Sportswear plays an important role in people's daily life. When designing or purchasing sportswear, special attention should be paid to the relative wearing comfort. Providing the wearer with body protection and comfortable clothing can significantly affect the performance of professional and amateur athletes during competition or training. People's demand for sportswear can be divided into three categories: actively participates in some sports activities, wears sportswear as a fashion product, and wears it in free time, and feels comfortable.

9.2 THE IMPORTANCE OF SPORTSWEAR

Health is a complete state of physical, mental, and social aspects, not just the absence of disease. Regular physical exercise has a positive effect on important health risk factors such as high blood pressure, high cholesterol, obesity, and stress. Physical exercise for people is an inexpensive way to improve the health of all people. Participation in sports activities has increased significantly because sportswear is not only worn by athletes during performances, but also because of high-quality wearing comfort during morning walks, jogging, yoga, stretching, and daily sports activities, sportswear has become people's sports important parts. Everyday clothing. It is reported that only 30% of the sportswear produced is worn by active athletes.

New smart sportswear, made of infrared-emitting fabric, can also promote blood circulation and regulate body temperature during exercise. In addition to the rapid drying of moisture, you can also say goodbye to overheating, sweating, and congestion during exercise. Certain sportswear can improve blood circulation, especially in the most stressed muscles. This increased blood flow can reduce muscle fatigue and reduce the risk of muscle spasms. For example, wearing elastic stockings while running can help keep the muscles in place. Reduce damage caused by friction, help maintain blood flow and reduce swelling. Wearing infrared leggings when skiing helps to maintain a constant temperature and even blood flow in the leg muscles. Nutrients, including minerals and oxygen, are delivered to these muscle groups to help them work harder and longer and speed up the recovery process.

9.3 CRITERIA KEPT IN MIND WHILE SKETCHING (DESIGNING) SPORTS WEAR

Sports textile properties

1. Sports textiles should be comfortable, easy to carry and use.
2. Sports fabrics have very high conductivity, so they can effectively dissipate charges.
3. It should be as simple as possible.
4. Filament fabrics are manufactured very efficiently through moisture regulation, so they can absorb moisture, the so-called sweat, and keep the body dry.
5. Sports textiles must have good sweat resistance.
6. This sports fabric has a special property called thermal conductivity. This will make you feel cool in summer and warm in winter.
7. Clothing made of sports fabrics maintains normal body stability and comfort, because these fabrics are very breathable, dry quickly, and have excellent water transport properties, which can quickly absorb water from the body.
8. These garments are also very light and flexible, providing incredible comfort and freedom of movement.
9. Maintaining a normal level of bacteria on the skin ensures a high degree of comfort and personal hygiene, especially during exercise.
10. Sports fabrics can eliminate UVA and UVB rays harmful to the skin, ensuring better protection than most natural and man-made fabrics.

- The selection of fabric

Outdoor sportswear is an important factor in performance, efficiency, protection, and body comfort. Technological development has pushed sportswear into a virtual crazy state. Each sport has its special function. High-quality fabrics, yarns, fabrics, and furniture developed for this special field are increasingly entering the mainstream mass market. The performance requirements of many sporting goods often require specific properties that are very different from their fabrics. And fabrics, such as rain, snow, cold, heat, and resistance barriers, and these textiles must also meet consumer requirements for autumn, comfort, fit, and freedom of movement. fabric and polymer manufacturing. The process of extracting complex fabrics, yarns, and fabrics.

Fabric types used in sportswear:

Polyester: Polyester has excellent dimensional stability and excellent stain resistance, alkali resistance, rot resistance, mold resistance, and the most common organic solvents. Excellent heat resistance or heat resistance is also a characteristic of polyester. The fabric used Because of its low moisture absorption, easy maintenance, and low cost, this is the most widely used fabric in the raw materials of sportswear. Polyester is hydrophobic and does not absorb moisture. However, most polyesters used in bottom garments are chemically treated to absorb moisture.

Calico: Calico is a sub-material of cotton. It is the original version of cotton, which essentially means that it is made using the same process, but production is stopped before the cotton is completely processed. When used with polyurethane coatings, nylon is a good fabric choice. Nylon can absorb water better than polyester, so it can absorb water better. It is most commonly used for tight-knit jackets that can retain heat due to poor air permeability. It is used for more breathable sweatshirts, where it can work well.

Cotton: Cotton clothing has both softness and comfort; however, it is not recommended to use cotton cloth in the bottom clothing because it will absorb and retain moisture.

Viscose: Viscose is not the first choice for leather because it can retain moisture in sportswear. The outer layer of the woven hydrophilic part of the two-layer sportswear can be made of viscose, and its moisture absorption is 23 times that of cotton. Improve performance by adding some hydrophobic coatings.

Special fabric for sportswear:

Lycra 25: Lycra is a fully synthetic long-chain polymer fabric composed of at least 85% segmented polyurethane. It is favored for its comfort and fit. Lycra on the fabric allows you to stretch and relax, especially during gymnastics and swimwear, the skin of the body will stretch and stretch. Lycra T9026 still needs to work hard to get the same scalability.

Recycled for sportswear

Tencel: Tencel is the common name of Lyocell. Lyocell is a natural chemical fabric made from wood pulp in an environmentally friendly way and is very popular in clothing. Compared with synthetic fabrics, Tencel's moisture management system is unique and ensures the best performance.

Bamboo: Bamboo fabric is made of pure bamboo fabric yarn, which has excellent moisture permeability, moisture permeability, soft hand feeling, good drape, is easy to dye, and is colorful. Antibacterial function, suitable for making underwear, tight T-shirts, and socks. Due to its anti-ultraviolet properties, it is suitable for summer use.

Soybean: The soy protein in the fabric can restore excellent hand feeling, softness, moisture absorption, and permeability, and is most suitable for textiles and underwear. It is used for high-quality fabrics and underwear.

- Comfort
- Weight and strength: Functional clothing must be stable because the material will withstand considerable pressure during exercise and exercise. The weight of clothing is also very important because, in many sports, every gram of unnecessary use consumes energy and reduces performance and results.

- **Moisture management:** Functional sportswear must be breathable so that moisture (such as sweat) can be smoothly transported from the body to the outside of the fabric. If the clothes do not do this, anyone wearing them will quickly heat up or cool down. It can cause injuries such as muscle strain and cramps.
- **Weather protection.** With the advent of waterproof and windproof materials, this characteristic has become more important.

Print:

Printers all over the world are working hard to solve this problem. There are almost no solutions to alleviate the impact of migration, but none is 100% guaranteed.

Our preferred method at Shirt works is to first pass the garment through the dryer so that most of the "gas reaction" occurs before printing. This "boils" most of the gas, but not all of it. A gray base with a lower curing temperature holds and seals the fabrics in place before our plastisol is applied to them. The lower curing temperature means that as the substrate heats faster, the gas permeation effect at the curing point will be further reduced.

In most cases, this will solve the problem or reduce it to an acceptable level. The disadvantage is that a lot of printing is caused by a large amount of ink accumulation. This feeling of "heavy" is exacerbated by the weight or lack of clothing. Polyester sweatshirts are usually the thinner part of the clothing weight range. Thinner clothes are more comfortable to wear during exercise; they dry faster and are less dirty. If you use thick plastic printing, its weight may be out of proportion to the weight of the garment.

Closures

Closures are anything used to close the opening of the garment. There are different types of bras. When choosing these bras, they should be rust-proof and will not break when washed. According to the color, design, and texture of the fabric, choose the style and purpose of the clothing, and the position of the button placket. Also, consider the age and gender of the owner. The bra is decorative and functional. Some of them are eye-catching. Others keep.

Valves should always be fixed with dual materials for greater strength. They should be fastened so that the right side of the garment is the left side for women and the left side is the right side for men. Buttons and buttonholes are widely used in shirts, pants, etc. Men are like buttons, using hooks and eyes on women's and children's clothes.

9.4 DIFFERENT TYPES OF SPORTSWEAR

- Racing

Racing is a fast sport. The helmet is essential and should be comfortable. The interior should be lined to protect the head from impact damage and shock absorption. Also, pay attention to ventilation in autumn helmets to avoid excessive sweating during exercise. The racing suit should be comfortable.

- Shoes

Football is a popular sport, which is why women, men, and children not only like this sport, they also like it. Therefore, there is sportswear suitable for all ages and genders. The shoes should be light so that they can move quickly and hit the ball. Shorts should have elastic waistbands, and T-shirts should always be breathable.

- Bicycle clothing

Bicycle clothing is very simple and cannot be loose. It shouldn't be cramped either, because exercise becomes very difficult. The clothes should be tight, not close to the body. Due to the elevated body temperature, the skin should usually not be too hot. On the contrary, it should be easy to use and be able to reduce body temperature by cooling. A helmet is needed to protect the skull.

- Basketball uniforms

Basketball players often walk around on the court. The surface of the court can be slippery, so inappropriate shoes can be fatal. Standard basketball shoes must have a grip, standard basketball shoes are pumps. Hold tight and comfortable, making your gaming experience easier. The fabric of shorts and T-shirts must be breathable. It should not absorb sweat, but it should come out.

- Yoga Wear

Yoga is a flexible exercise. Lovers prefer to wear clothes that do not interfere with their comfortable exercise. It involves many posture changes and makes stretching a part of the exercise, which is flexible and expandable.

- Tennis clothes

Tennis is an intense sport, attention, and vigilance are very important. Therefore, the tennis mask belongs to the tennis uniform. The sun visor can protect the player's eyes from direct sunlight without obstructing the line of sight. Men can wear shorts, T-shirts, and shoes. Protective equipment is optional. Women have all kinds of tennis clothing, such as sweatshirts.

- Hockey uniforms

Hockey is an interesting sport, sometimes called popularly. Therefore, protective equipment is very important. Chin and neck: In addition to face shields, shoulder pads, face shields, and helmets are also important because every part of the body will be touched during the game.

- Baseball uniform

Baseball uniform consists of shoes or spikes, gloves, and professional combat equipment. The nail must be a baseball nail to allow the player to move quickly. It is comfortable and does not stick to the body. Field gloves are also very important because they are often used, they should be wear-resistant.

- Martial arts uniforms

There are a large number of martial arts uniforms on the market to choose from, suitable for karate, judo, taekwondo, kung fu, and tai chi. Therefore, it makes sense to understand their respective martial arts when buying clothing. As with any sport, any professional can be injured, so protective equipment such as bandages on the hands, knee pads, and groin is very important.

- Swimwear

Swimwear is the clothing worn by men and women in swimming, diving, surfing, and other water sports. Men wear shorts and speedometers, while women wear different swimwear. Some women like tankinis, and some like bikinis, it all depends on their preferences. Professional swimsuits use floating wetsuits.

9.5 EXAMPLES OF SKETCHES OF SPORTSWEAR FOR DIFFERENT AGE GROUPS

➤ ADULT WOMEN



(fig 9.1 sketch of women sport wear)

➤ **ADULT MAN**



(fig.9.2 sketch of man sportswear)

➤ **TEENAGER GIRL**



(fig. 9.3 teenager girl in sportswear)

➤ **TEENAGER BOY**



(fig. 9.4 teenager boys in sportswear)

➤ **CHILDREN**



(fig. 9.5 children sportswear)

CHECK YOUR PROGRESS

5. Write about the importance of sportswear.

6. Which fabrics are good for sportswear?

7. Write a list of different types of sportswear.

MULTIPLE CHOICE QUESTIONS

1. _____ textiles fabrics have a very high electrical conductivity, so they can permit the effectual dissipation of electrical charge.

- (a) Traditional
- (b) Sports
- (c) Formal
- (d) uniform

2. Sports wear should be _____ as best as possible.

- (g) Dark
- (h) Tight
- (c) Light
- (d) Bright

3. what is an interesting sport and sometimes it is referred to as a smashing and bashing sport?

- (a) Tennis
- (b) yoga

- (c) Basket ball
- (d) Ice Hockey

9.6 LET US SUM UP

In this unit, we learned that modern sportswear usually meets the needs of all three categories of people: it fits and supports the wearer in sports, but remains fashionable and can be worn in other leisure activities. User comfort in new, time-consuming, and resource-intensive designs is also unpredictable. The research aims to predict the comfort of the most common general-purpose clothing for humans to perform normal non-professional sports (physical activities-jogging, aerobics, walking, gymnastics, etc.) in a temperate thermal environment.

9.7 KEYWORDS

Leisure	a time when one is not working or occupied; free time.
Dissipation	overindulgence in sensual pleasures
Malleable	(of a metal or other material) able to be hammered or pressed into shape without breaking or cracking.
Hazardous	dangerous
Vapour	a substance diffused or suspended in the air.
Robust	strong and healthy
Fatalities	an occurrence of death by accident, in war, or from disease.
Accommodate	to provide with something desired.

9.8 SOME USEFUL BOOKS

- 3. Textile for sportswear
- 4. https://www.google.co.in/books/edition/Materials_and_Technology_for_Sportswear/6YzwCgAAQBAJ?hl=en&gbpv=1&dq=sports+wear&printsec=frontcover

Sources Of Images

All images are from reference books and internet.

ANSWER

1. = Health is a complete state of physical, psychological and social adaptation, not just the absence of illness. Regular physical exercise has a positive effect on important health risk factors such as high blood pressure, high cholesterol, obesity and stress. Physical exercise for people is an inexpensive way to improve the health of all people. Participation in sports activities has increased significantly, because sportswear is not only worn by athletes during speeches, but also because of the quality of

the wearing comfort of sportswear. According to reports, only 30% of the sportswear produced are worn by active athletes.

2. new smart sportswear, made of infrared-emitting fabric, can also promote blood circulation and regulate body temperature during exercise. In addition to drying moisture quickly, this will also help you say goodbye to overheating, sweating, and congestion during exercise. Certain sportswear can improve blood circulation, especially in the most stressed muscles. This increased blood flow can reduce muscle fatigue and reduce the risk of muscle spasms. For example, wearing elastic stockings while running can help keep the muscles in place. To reduce damage caused by friction and maintain blood flow and reduce swelling. Wearing infrared leggings when skiing helps to maintain a constant temperature and even blood flow in the leg muscles. Nutrients, including minerals and oxygen, are delivered to these muscle groups to help them work harder and longer and speed up the recovery process.

3.

4. 2. = fabric type of sportswear:

5. Polyester: Polyester has excellent dimensional stability, and has excellent anti-fouling, anti-alkali, anti-corrosion, anti-mold, and most common organic solvent capabilities. Excellent heat resistance or heat resistance is also a sign of polyester. This is the fabric used. Because of its low moisture absorption, easy-care, and low cost, it is the most commonly used fabric in the basic fabrics of sportswear. Polyester is mostly hydrophobic and does not absorb moisture. However, most polyesters used in garment base layers are chemically treated to absorb moisture.

6. Calico: Calico is a sub-material made of cotton. It is the original version of cotton, which means it was made using the same process, but production stopped before the cotton was fully processed. This material is very absorbent, making it a good choice for sportswear. Crude calico is also usually very cheap because it is unprocessed, and unpainted.

7. Polypropylene: Polypropylene does not absorb liquid moisture. However, due to body temperature, moisture can penetrate the polypropylene fabric. The advantage of polypropylene is that it has an insulating effect when wet and can be melted in a household dryer at moderate temperatures. Due to its hydrophobicity and very good thermal properties, effective moisture management keeps users warm in cold weather and cold in hot weather.

8. Spandex: Spandex is another material most commonly used in sportswear and sportswear. This is due to its high elasticity, which makes the garment flexible and comfortable during strenuous exercise. As we all know, this material can be stretched to 100 times its original size, making it the material of choice for global sportswear manufacturers. Known for its ability to absorb sweat, breathe and dry quickly, it is usually an ideal choice for inexpensive, flexible, and versatile materials. The only drawback is that it is difficult to embroider because the material does not support the stitch design well.

9. Nylon: Nylon fabric is light, strong, soft, and has good abrasion resistance. Nylon is fast even when wet. When used with polyurethane coatings, nylon is a good fabric choice. Nylon has a much higher moisture recovery rate than polyester, so it can absorb moisture better. It is most commonly used for tight-knit jackets that can retain heat due to poor air permeability. It is also used for more breathable sweatshirts, where it can work well.

10. Cotton: Cotton clothing has both softness and comfort; however, it is not recommended to use cotton cloth in the bottom clothing because it will absorb and retain moisture.

11. viscose: close-fitting viscose is not the first choice because it retains moisture in sportswear. The outer layer of the woven hydrophilic part of the two-layer sportswear can be made of viscose, and its moisture absorption is 23 times that of cotton. Improve absorbency by adding some hydrophobic coatings.

12. special fabric

13. Bamboo fabric: Bamboo fabric is made of pure bamboo fabric yarn, which has excellent moisture permeability, moisture permeability, soft hand feeling, good covering property, is easy to dye, and colorful. It is a new type of green fabric with great potential. . Unique antibacterial function, suitable for making underwear, tight shirts, and socks. Its anti-ultraviolet properties are suitable for making summer clothes.

14. Soybean: The soy protein contained in the fabric restores an excellent touch. It is soft and has both hygroscopicity and permeability. It is most suitable for textiles and underwear. It is used for high-quality fabrics and underwear.

3. = 1. Racing suit

Motorsport is a fast sport. The helmet is essential and should be comfortable. It should have a soft interior to protect the head from bumps and cushion falls. The helmet should also be ventilated to prevent excessive sweating during exercise. The racing suit should be comfortable.

2. Football clothing

Football is a national sport, which is why women, men, and children not only like this sport but also like to play it. Therefore, there is sportswear suitable for all ages and genders. Shoes should be light for quick movement. And hit the ball. Shorts should have elastic waistbands, and T-shirts should always be breathable.

3. Cycling clothes

Cycling clothes are very simple and do not need to be too loose. It should not be cramped either, because exercise becomes very difficult. The clothes should be tight, not close to the skin. fundamental. Due to the elevated body temperature, the course should not be too hot. On the

contrary, it should be easy to use and be able to reduce body temperature by cooling. Need to wear a helmet to protect the skull.

4. Basketball shirt

Basketball players often walk around on the court. The surface of the court can be slippery, so inappropriate shoes can be fatal. Standard basketball shoes must have a grip, standard basketball shoes are pumps. The feet must be firmly and comfortably supported for easy play. The fabric of shorts and T-shirts must be breathable. He should not sweat, but take it out.

5. Yoga clothing

Yoga is a flexible sport. Those who are passionate choose not to limit their use of comfortable mobility. This includes many changes in posture, which makes stretching exercises a part of the exercise, which is why women prefer to wear stretchy and stretchy shorts and leggings.

MCQ ANSWER

- (b) Sports
- (c) Light
- (d) Ice Hockey

UNIT : 10 SKETCHES OF NIGHT WEAR

STRUCTURE:

10.0 Objectives

10.1 Introduction

10.2 Importance of Night wear

10.3 Criteria kept in mind while sketching (designing) Night wear

- **Fabric**
- **Comfort**
- **Colour**
- **Print**
- **Fasteners**

10.4 Different types of Night wear

10.5 Examples of sketches of Night wear for Different age group

- **Adult woman**
- **Adult man**
- **Teenager Girl**
- **Teenager Boy**
- **Children**

Check Your Progress

Multiple Choice Questions

10.6 Let-Us – Some-Up

10.7 Key words

10.8 Some Useful Books

Answer

10.1 OBJECTIVES

After studying this unit, students will understand,

- In this unit students will get information about different types of night wear garments, and their importance.
- Students will come to know about some sketches of different types of night dresses.

- Students will gain basic information on which points consider while sketching a night wear.

10.2 INTRODUCTION

Night wear is also called sleep wear, night clothes, which is designed to be worn while sleeping.

The best two fabrics for the night time is considered to be cotton, and silk. The clothes made out of these two types of fabric help in regulating the body temperature at night time that that helps people doze off to sleep peacefully.

Now, nightdress is very common. There are a variety of different types of night dresses available in the market for different age groups. In this unit we will get some basic knowledge about night wear and its sketches.

10.3 IMPORTANCE OF NIGHT WEAR

A lot of people don't really think about the significance of sleepwear. Consider it in this way: Just like you have work clothes for professionalism and garments that you would wear for a night of clubbing or party, your sleep time also demands a particular dress code. Furthermore, it comes with many benefits. We can not simply say that we had a long busy day and crash on beds wearing uncomfortable outfits, we must wear something which comforts our body during sleep time.

Reasons why Night Clothes Affect Your Sleep

You can underestimate the requirement for style in your nightwear, yet you absolutely can't dismiss the advantages of a decent night's sleep based on comfortable night suit.

If you are not dressed right and end up feeling too hot unconsciously in your sleep, your body will overheat when you are sleeping and can cause the body to stop producing melatonin and enough growth hormones.

This can negatively affect your digestion and other things. Opting to rest in a more loose and comfortable zone guarantees a night of good sleep, and improves your body functionality.

Wearing some unacceptable type of dress can also lead to various fungal infections or allergies, so it is basic to choose more natural fabric in your sleepwear and avoid unmatched and harsh clothes. Wearing loose clothing helps in those night time repairs, growth and circulation and allows you to breathe more naturally!

Select Appropriate Fabric

Among the well-known night wear, cotton is the most ideal fabric. Your quality sleep time also importantly depends upon lightweight, comfortable, smooth, and very soft nightwear. Cotton is the best pick in such cases. Beside this, pick the fabric that can support your sleep. Silk is also a best decision for night wear fabric. It easily help you with slipping into the bed and adjust your temperature overnight.

The radiance that your skin goes through during the quality sleep time importantly relies upon apparel. Understanding the significance of nightwear can prevent people from facing night difficulties.

Note: Try to keep your night wear clean and keep away from any skin infections. Wearing a dress over and over consistently can cause irritation.

10.3 CRITERIA KEPT IN MIND WHILE SKETCHING (DESIGNING) NIGHT WEAR

We spend 33% of our life sleeping, so when it comes down to it, comfortable nightwear can be difficult to choose with so many different styles, fabrics, colours, and prints.

There are some important points given below to keep in mind while sketching or designing nightwear.

➤ **Fabric**

The most important thing when sketching a nightwear is what season we are designing it for.

When sketching, take special care of the design of the place to be worn, and the climate of the place. Some fabrics are lightweight and made for warmer temperatures, while others have thicker material that is better for winter temperatures.

When sketching or designing the nightwear, we should consider a fabric with smooth, soft, breathable texture. It should not irritate one's skin.

Especially for Children, particularly infants, have delicate and sensitive skin. There are alternative choices like soy-based fabrics that are sustainable (gentle on the climate) and silky-smooth (delicate on babies) which is ideal for child garments. So, consider fabrics like cotton (especially organic cotton), azlon from soy, and rayon from bamboo. These kind of fabrics are from nature or derived from natural resources and have good properties to make them a good fit for baby clothes.

When sketching, make sure that the fabric we select for sketching is comfortable and lightweight. And for sketching, both the fabric and pattern should be comfortable for nightwear.

In this topic we will give an idea about some of the fabrics which are suitable for nightwear.

Silk

This silk is a good choice for summer nightgowns. They'll provide just enough coverage without making you sweat. Some people love the feel of silk on their skin however others don't prefer it—it just comes down to personal choice. If you sweat a lot the silk may stick to your skin and make you uncomfortable.

Cotton

Lightweight cotton is the best choice for matching with night wear when sleeping in warmer temperatures. The breathable material is soft to the touch and stays cool on skin, making for a healthy sleep. Lightweight cotton night wear are a great option for kids, as well; the fabric is durable yet soft with some stretch for simple movement. For adults, lightweight cotton nightgown are comfortable for relaxing and snoozing in the house, and they likewise make for the perfect nightwear for warmer nights. Lightweight cotton is perfect for all age group.

Satin

Satin pajamas are also classic and stylish for women. Couple could even go with a matching with set for both. Satin is a shiny material that makes it look lovely, particularly in a nice monogrammed button down set. Just like silk clothes some people like it and some does not it is based on one's tolerance. It may not be as comfortable for relaxing around the house and doesn't give as much warmth as wool or flannel.

Flannel Pajamas (Woolen Pajamas)

Comfortable wool is synonymous with wintertime. Enjoy the warm and thick fabric in pajama for a rest that requires an additional layer. It is better to choose woolen night wear for colder temperatures when you really want to do is curl up under a big comforter and get a deep good sleep. Flannel pajamas are additionally great for lounging around the house; pair them with matching with wool robes and slippers for a full holiday outfit. Wool night robe can be great gifts for Christmas season, and they are the perfect option for the entire family from adults to kids.

Knit

Knit night wear are warm, comfortable, and extremely soft to the touch, making these an agreeable choice for the entire family. The knit fabric is also stretchy, so children will adore the extra flexibility and movement, particularly when it comes to relaxing around the house. Knit night wear are fun option, with various screen-printed graphics and fun patterns that enhance everything from full-body pajama sets to shirts and

shorts. Whether you decide to pair pajama pants with your favorite t-shirt or wear a whole matching set.

Bamboo and Hybrid Options

As with men's night robe, advance in fabric technology have changed the world of nightgown. Bamboo fabric is a new eco-friendly trend that is rising in popularity. Bamboo dress is Ultra-soft and flowy, perfect for lightweight night wear. Since the technology to make the material is still relatively new bamboo night robe are not cheap, yet they combine ultimate softness with environmentally friendly technology

➤ **Comfort**

While sketching or designing any outfit, it is important to always think about the comfort of the people.

After fabric, the next important criteria to keep in mind is the cut and outline of your sleep suits or night shirts

When making sketches of night dresses, special care should be taken to ensure that the nightwear is an outfit to make the person feel relaxed during sleep. Choose a simple pattern during sketching of nightwear so that the person does not have any difficulty in movement during sleep. It should not be fitted to the body. Design a pattern that stays slightly free from body (loose fitting), so that the person feels comfortable during sleep.

When sketching or designing children nightwear, you should think about their usefulness. For infants, they would go through the majority of their day sleeping, so definitely select something comfortable pattern like a kimono bodysuit, onesies, sleep sack, baby footies, or a gown. And you need to pick styles that are not difficult to put on and take off.

➤ **Colour**

Colour is a very important point in designing any outfit.

Colour selection should be done very carefully while sketching the nightwear. Normally designer should select cooling and relaxing colour for nightwear sketch.

When preparing a sketch of a night dress, choose a different type of colour combination according to the age group. Do not choose bright colours especially for children as they may contain fluorescent agents. Avoid bright colours for children and the elderly during sketching of nightwear. **Ex:** Baby pink, Sky blue, Creamy yellow etc. Bright colours be used while designing teenager's nightwear. Like Purple, Blue, Fuchsia, Orange, Red etc.

And before selecting the colour, designer should pay attention to the season for which designer is designing the nightwear.

In addition to this, in the current trend, you can also choose the colours that are being used more.

➤ **Print**

Print also plays an important role in garment designing.

There are few things to keep in mind when choosing prints when sketching a nightwear, such as age group, season, skin tone, trend, etc. For example, while preparing sketches of nightwear for children, fruits, alphabets, cartoons, animals etc. could be used, it will be more appropriate to choose such prints. For sketching adult's night dresses designer can show typographical prints in sketch too.

➤ **Fastener**

Knowledge of fasteners is essential when designing night wear.

Usually, fasteners are used for opening in garments and also for joining two parts of garments.

Avoid showing the use of fasteners in designing nightwear until done, or mention the use of classic fasteners only like, Simple Button, Zipper, and Velcro.

10.4 DIFFERENT TYPES OF NIGHT WEAR

- **Types of Pajamas for Women**

Sleep shirt

Sleep shirts are designed to be big and oversized, loose around your body. This kind of nightwear are comfortable to wear. Sleep shirts can be made in a shirt or T-shirt styles. They're normally made with soft fabric that will not irritate the skin. Sleep shorts are generally short in length, with hemlines above the knee.

Nightgowns

Nightgowns are a sleep time classic. They can be made in variety of styles, however spaghetti strap designs and cap sleeves are normal. Nightgowns can be produced using a variety of materials from cotton to silk. They're design to be to somewhat loose and lightweight to keep you cool while you rest. Nightgowns can range in length which is short styles to ankle length.

Sweats

Sweats are a sleepwear classic. Ideal for colder nights, sweat pants and sweat shirts are made to be fluffy and warm. They're usually thicker than different kinds of sleepwear to give you protecting warmth and softness. Sweats can be worn any time also when you're awake too.

Button Down

Button-down pajamas for women are like men's styles. Generally they're made of a thicker fabric like wool and have long sleeves and long pants.

They might be plaid, solid covered, or have a different pattern yet the top and bottoms are generally made of a same material.

Coordinated Pajama Sets

A popular pajama style for women right now is coordinated pajama sets. This includes a nightshirt, either long sleeve or short sleeve, and a pair of bottoms, whether shorts or long pants.

Nighties

Nighties are nightgowns made with much less fabric in short, low cut styles. Nighties are often made with lightweight material, like silk and chiffon, and may sometimes come with a matching bra, underwear, or both. Nighties might be embellished with trim (lace) and they're often made in transparent styles. They're lightweight and comfortable. Nighties are often made to be loose fitting in airy designs that allow a great deal of air to get to your skin.

- **Types of Pajamas for Men**

Men's sleepwear doesn't vary as much women's nightwear do, with most men wearing a shirt and pants in various styles and materials. Your choices really revolve around how warm or cool you need to be, and whether style or comfort is most significant.

Button Down

For the cold weather a popular option is a long sleeved button down shirt with long pants. Typically the shirts are collared and the sleeves and pants are sometimes cuffed. These sets are generally made of wool however can likewise be found in cotton, velvet, polyester or other blends. They're comfortable for wearing in your home during the day just as for sleeping. You can find traditional plaid patterns, children like printed designs, or sophisticated monogrammed sets.

Conservative pajama sets are great for keeping you warm in cold climate, both for sleeping and for relaxing at home. They additionally work fantastically for anyone who needs clothing that prevent irritation between skin and bedsheet.

T-Shirt and Pajama Pants

Many men goes with a simpler way and choose a t-shirt with pajama pants. Everybody has their own style, however many stick with a classic white t-shirt for simplicity and comfort. For pants, there are thicker wool alternatives or more breathable cotton night pajamas. Anything loose, soft, and comfortable is fair.

Unlike button down pajama sets, t-shirt and pajama pants combinations don't required to be coordinated. You can simply get any t-shirt and pair of sweat pants that fit your mood or the season, and you're prepared to bounce in bed in short order. These nightwear work well if you need to

hop in and out of bed during the night since you will not get excessively hot while you sleep, yet additionally will not freeze when you take the blankets off. You could change to a long sleeved t-shirt in the winter if you are more comfortable.

T-Shirt and Shorts

For those men that will in general get hot when they sleep, a simple t-shirt and shorts will get the job done. It's not fancy, but you can mix and match your most comfortable t-shirt with your favorite pair of shorts. A few men go with basic athletic shorts while others have shorts only for bed. You could even wear a t-shirt and boxer shorts for a much cooler alternative.

Dressing Gown

If you need to go outdated, dressing gowns are an offbeat, flowy choice famous in past ages that have dropped unpopular today. Robes can be like a nightgown, consisting of one long piece of clothing that falls to the knees or further. Most men today prefer pants or shorts, yet you never know until you try it.

A dressing gown can also refer to a robe-type piece of clothing worn over the top of pajamas while relaxing around the house. They give warmth, comfort, and a little sophistication.

Long Nightshirts

Nightshirts are classic sleepwear choice. Before there were pajamas, there were nightshirts. It's that long shirt that Ebenezer Scrooge wears to bed. But, a similar style has been worn by kings and every other person all through the ages. Nightshirts are designed to fit freely down the body, hanging down below the knees. Nightshirts are made in a huge variety of designs, colours, and fabrics. They might be made in button-up styles, V-neck styles, or even crewneck styles

Onesies (Footie Pajamas)

Onesies have long arms and long legs and typically a zipper or button front or back so you can close them up all around you. This is a great way to seal in the heat on those cold nights. Onesies are great if you plan on going on camping trip. Onesies may even have feet included so you can keep everything covered and warm with the exception of your hands and head.

A well-known staple among young children, onesie footie nightgown are now available adult sizes. In fact they began as a utilitarian grown-up style when people sewed socks to the lower part of their pajama pants to keep warm and prevent bed bug bites. These days they're most ordinarily worn to parties or as a joke, yet you had prefer to utilize them as everyday sleepwear, they're available in market. The fleece material gives sufficient

warmth, and most come in bright tones or in character prints to lighten the mood.

Sweatpants

Sweat pants are ready-made for sleep time. They're warm and protecting, they are soft and comfortable and they're available everywhere. You can generally combine a comfortable set of sweat pants with a matching pullover or a plain T-shirt and be bed-ready and well-dressed for sleep.

10.5 EXAMPLES OF SKETCHES OF NIGHT WEAR FOR DIFFERENT AGE GROUP

Adult women and Adult men



Figure: 1 and 2, image of sketches of nightwear of adult women and men.



Figure: 3 Image of sketches of adult men

Teenager Girl and Teenager Boy



Figure: 4and 5, Image of sketches teenager girl and boy

Children



Figure: 6, 7 and 8 Image of sketches children

Check Your Progress

Question – Answer

Q: 1What is a nightgown used for?

Q: 2 Which kind of fabrics are good for night wear?

Q: 3 Mention the name of different types of women night wear and give basic knowledge of any 2 type of night wear.

Q: 4 Make a sketch of any one of the Nightwear.

Multiple Choice Questions

Q: 1 Which type of fabric good for winter nightwear?

- (A) Silk
- (B) Satin
- (C) Wool
- (D) None of above

10.6 LET-US – SOME-UP

We spend 33% of our life sleeping, so when it comes down to it, comfortable nightwear can be difficult with so many different styles, fabrics, and colours. In this unit students are given basic information about night wear and sketches of different types of night wear. Information about different types of nightdresses. And Basic idea about which fabric, prints, and colours will be better when sketching a night dress.

10.7 KEY WORDS

Crashing into bed	Sleeping into bed
Concede	Acknowledge, Defer, Allow, Recognize
Opting	Picking
Stifling	Stuffy, Humid, Heavy
Strangulation	Suffocation, Drowning
Snoozing	Napping, slumber
Jammies	Nightshirt, Loungewear, Nightie
Lounging	Relaxing, Recline, Laze

10.8 SOME USEFUL BOOKS

- <https://xyxxcrew.com/blogs/article/importance-of-sleepwear-for-men-why-do-we-need-it>
- <https://gogetdeals.co.uk/blog/quality-sleep-time/>
- <https://threadcurve.com/type-of-sleepwear/>
- <https://babysovusa.com/blogs/news/6-most-important-factors-to-consider-when-buying-baby-clothes>
- <https://www.landsend.com/article/which-pajama-material-will-i-like-best/>

Answer

Question – Answer

Ans: 1

Night gown is a basic nighttime wear or a comfortable dress you use for sleeping.

Ans: 2

Some nightwear fabrics are lightweight and made for warmer temperatures, while others have thicker material that is better for winter temperatures. Also, children might be looking for a looser fit for sleeping, while adults may need something more smooth and simple. These are all points to consider when buying nightgown, particularly when you are choosing matching with pajama sets.

Silk

This silk nightgowns are a good choice for summer. They'll provide just enough coverage without making you sweat. Some people love the feel of silk on their skin however others don't prefer it—it just comes down to personal preference. If you sweat a lot the silk may stick to your skin and make you uncomfortable.

Cotton

Lightweight cotton is the go-to choice for matching with night wear when sleeping in warmer temperatures. The breathable material is soft to the touch, yet stays cool against skin, making for a sound sleep. Lightweight cotton night wear are a great option for kids, as well; the fabric is durable yet soft with some stretch for simple movement. For adults, lightweight cotton nightgown are comfortable for relaxing and snoozing around the house, and they likewise make for the perfect nightwear for warmer nights.

Satin

Satin pajamas are also classic and stylish for women. Couple could even go with a matching with set for both. Satin is a shiny material that makes it look exquisite, particularly in a nice monogrammed button down set.

Flannel Pajamas (Woolen Pajamas)

Comfortable wool is synonymous with wintertime. Enjoy the warm and thick fabric in pajama form for a rest that requires an additional layer. It is better to choose woolen night wear for colder temperatures when you really want to do is curl up under a big comforter and get a deep good sleep.

Knit

Knit night wear are warm, comfortable, and extremely soft to the touch, making these an agreeable choice for the entire family. The knit fabric is also stretchy, so children will adore the extra flexibility and movement, particularly when it comes to relaxing around the house.

Bamboo and Hybrid Options

As with men's night robe, advance in fabric technology have changed the world of nightgown. Bamboo fabric is a new eco-friendly trend that is as yet rising in popularity. Bamboo dress is ultra-soft and flowy, perfect for lightweight night wear.

Ans: 3

Types of nightwear for women are given as below;

Sleep shirt, Nightgowns, Button Down, Nighties, Sweat, Coordinated Pajama Sets,

- **Button Down**

Button-down pajamas for women are like men's styles. Generally they're made of a thicker fabric like wool and have long sleeves and long pants. They might be plaid, solid covered, or have a different pattern yet the top and bottoms are generally made of a same material.

- **Nighties**

Nighties are nightgowns made with much less fabric in short, low cut styles. Nighties are often made with lightweight material, like silk and chiffon, and may sometimes come with a matching with bra, underwear,

or both. Nighties might be embellished with trim (lace) and they're often made in transparent styles. They're lightweight and comfortable. Nighties are often made to be loose fitting in airy designs that allow a great deal of air to get to your skin.

Ans: 4

You can design the night wear garments at the crockies below.

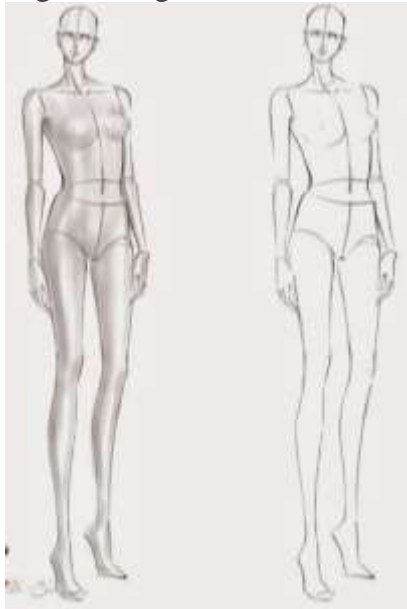


Image address:

<https://i.pinimg.com/564x/8c/4c/36/8c4c36048927d37c94e97efe90fa338c.jpg>

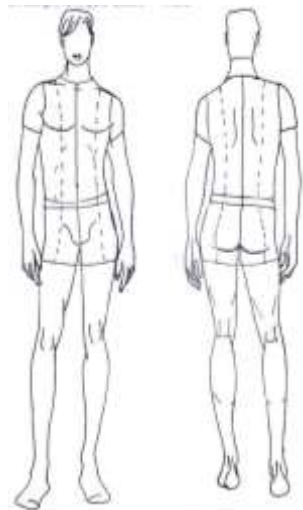


Image address:

<https://i.pinimg.com/564x/65/70/11/6570111ec1c96539f8c9d1b78d8a9cd3.jpg>

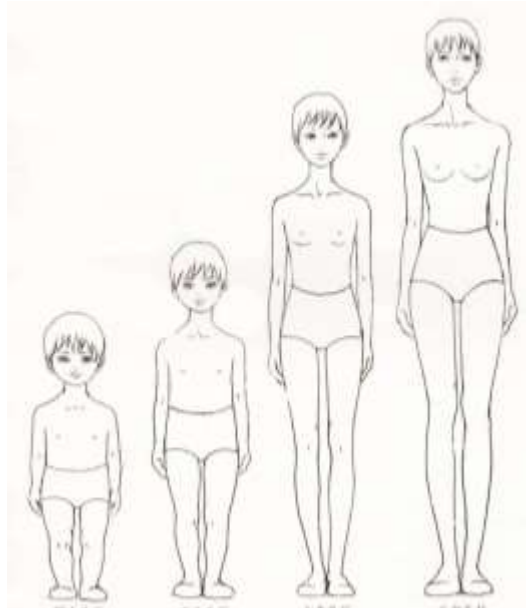


Image address:

<https://i.pinimg.com/736x/06/5e/cd/065ecd848a13a8a29b3934802a8e7695.jpg>

Multiple Choice Questions

Ans: 1 (C)

References

- https://images-na.ssl-images-amazon.com/images/I/51a46Vg7vZL.AC_UL600_SR600,600.jpg
- <https://i.ebayimg.com/images/g/CzoAAOSwoVNZ7qDC/s-l225.jpg>
- <https://i.pinimg.com/236x/1b/d4/14/1bd4140bc5a7b9eb0326c7bfab54884d--lingerie-patterns-dress-patterns.jpg>
- https://pg.b5z.net/get/nb5z/s240-*zirw/1/i/u/10244411/i/ec/Early_Simplicity530.jpg
- <https://i.pinimg.com/originals/20/8a/e1/208ae154d06419f28e5deca0a740a10a.jpg>
- https://cdn.shopify.com/s/files/1/0975/7206/products/mc-7070-tot-pjs-sz6-feb-2021_1024x1024@2x.jpg?v=1614035038
- https://cdn.shopify.com/s/files/1/0643/3311/products/simp5163_500x@2x.jpg?v=1585414512
- <https://i.pinimg.com/originals/5e/a1/90/5ea190a2e1430f2c65c8b43a9001f371.jpg>

UNIT: 11 SKETCHES OF TRADITIONAL WEAR OF INDIA

STRUCTURE:

11.0 Objectives

11.1 Introduction

11.2 Importance of Traditional Clothes

11.3 Criteria kept in mind while sketching (designing) Traditional Garment

11.4 Different types of Traditional wear

11.5 Examples of sketches of Traditional wear for different state

- Gujarat
- Maharashtra
- Punjab
- Rajasthan
- West Bengal
- Kerala

Check Your Progress

Multiple Choice Questions

11.6 Let Us Sum Up

11.7 Key words

11.8 Some Useful Books

Answers

11.0 OBJECTIVES

After studying this unit,

- Students get basic knowledge about traditional wear of different Indian states. And the importance of traditional outfits will be realized.
- Get information on some of the important things to consider in designing or sketching traditional garments.
- Get an idea about the sketches of traditional garments from different states of India.

11.1 INTRODUCTION

India is the nation that is known for "Unity in diversity", it harbors various cultures, religions, traditions, castes, races, languages and ethnic groups. Diversity implies the difference in people's race, religion, language, and dress, however, Unity is being together as an Indian Society.

India has 28 states and 8 union territories, each having an alternate culture and civilization. Each state has its own traditional garments and fashion culture.

11.2 IMPORTANCE OF TRADITIONAL CLOTHES

India has a vast variety of traditional dresses. Some are colorful, some are specific to the state's culture, and some belongs to specific history. All these dresses are attractive and eye-catching. Traditional wear has always provided modest clothing for women particularly and trendy culture for the men. It is importantly something that is noticed every day. You may find on various cultural occasions that traditional wear is always the most ideal option to choose by people also it is worth choosing it.

The traditional clothing has its significance in itself. They are not simply the cut pieces of clothes which we used to call as "costumes" however even it is important component of one's culture which is rich with symbolism. It shows patriotism, festivity, unity and belongingness, and much more. Thus, we should try to be educated enough to know how to wear specific traditional garments. Wearing these garments with respect is basically a humble verse to tradition and cultures, so wearing these in a wrong or in an inappropriate way during a specific festive get-togethers, may insult somebody's dignity. People should remain concerned while wearing the traditional dress of some different cultures since they need a high rank of discipline, concern and harmony.

People should continue to wear traditional garments on festivals and cultural occasions and in ordinary day to day lives to keep promoting them as they make the culture popular and appealing.

There are numerous valid reasons to opt for traditional garments, so in this topic we will discuss a couple of motives that how traditional dress can be the best option to go for.

Most of the traditional cultures are very concerned about keeping themselves covered in a modest manner. Each culture gives the most modest clothes to wear as per their standards and moral values.

The traditional clothes are basically a symbol of belongingness to respective country. Wearing traditional garments represents national identity and love for them.

Traditional garments are best to wear for comfort purposes particularly based on occasions and festivals. For the traditional appearance and to meet the comfort levels, wearing traditional garments is still popular.

The traditional garments are one in themselves who gives the feeling of closeness and comfort to the everyday exercises relying upon the situations. Even they are the fundamental elements of the our festivals.

The traditional garments basically address culture and identity. To hold on to the traditions and to continue to follow, them it's important to keep them as a part of our everyday lifestyle. If we will not promote our traditional dress than no one else will. It essentially represent our national identity, culture, and traditions.

Even the youngsters who used to prefer wearing traditional clothes are more in touch with their tribal cultures, faith and sentiments just as they are not confused with their identity that who they are, what's their history and to whom they belong to.

11.3 CRITERIA KEPT IN MIND WHILE SKETCHING (DESIGNING) TRADITIONAL GARMENT

- It is important to pay attention to the essentials of designing a garment, just like the traditional garments, it is important to keep in mind the importance of what a garment portrays.
- India is country with vast diversity. This diversity is also found in religion, language, and outfits. Different states of India have respective history, religion, climate, etc. similarly the traditional dress also varies to corresponding states.
- Before designing the traditional wear of any state, one should first know the history, culture, festivals, climate etc. of that state.
- The pattern, color, motifs and embellishment design should be chosen while sketching the traditional costume of the state.
- The traditional outfit of different states are the distinctive identity of respective states. So distinguishing changes must be avoided.

11.4 DIFFERENT TYPES OF TRADITIONAL WEAR

- **Traditional Dresses of Indian States**

Gujarat:

The traditional wear of Gujarat is unique in its own way. The women wear Chaniya choli, Chaniya is a coloured petticoat embroidered with glass pieces and colourful thread works while choli is a coloured piece of coarse cloth covering the upper body.

Along with the beautiful clothing, ladies decorate themselves with sparkling ornaments. Men wear Chrono and Kediya, yet these days instead of wearing traditional outfits, people wears western clothes.

Karnataka:

The traditional dress for ladies in Karnataka is a saree made of silk. Karnataka is known as the Silk hub of India as a wide range of silk is profused here. Mysore and Banglore are famous for their silk industries. Kanchipuram or Kanjeevaram silks of Karnataka are very famous all over India. The traditional dress for men in Karnataka is Lungi, worn under the waist below a shirt. Mysore Peta is a traditional headdress for men.

Kerala:

The traditional apparel of ladies in Kerala is the 'Kerala Saree' or the Mundum Neriyathum. This is in two pieces, one is draped on the lower part of the body and then the neriyathu is worn over a blouse. Generally men in Kerala are more conservative than ladies and stick to tradition. Mundu is worn on the lower part of the body and is a garment tucked around the waist, it reaches to their ankles. Many of them like to wear it over their waist and the higher caste people drape a fabric over their shoulders.

Maharashtra:

Traditional garments for Maharashtra men include the dhoti, also called dhotar, and pheta, while a choli and nine-yard saree locally known as Nauwari Saadi or Lugda worn by for ladies. Traditional dress is well known in rural areas while traditional people from city areas likewise wear these garments. These garments are worn by Maharashtra while celebrating different festivals.

Punjab:

The traditional dress for women is the salwar suit which replaced the traditional Punjabi ghaghra. The Punjabi suit is made up of a kurta or kameez and a straight-cut salwar. The Patiala salwar is also popular in India.

The traditional dress for Punjabi men is the kurta and tehmat, which is being replaced by the kurta and pajama, particularly the famous muktsari

style in India. It is called muktsari style because of its origin in Muktsar in Punjab.

Rajasthan:

Traditionally men wear dhotis, kurta, angarkha, and paggar or safa (type of turban headgear). Chudidar pajama (puckered pants) often replaces dhoti in different regions. Women wear ghaghra (long skirt) and Kanchi (top). However, the dress style changes with the lengths and breadths accordingly to vast Rajasthan. Dhoti is worn in various styles in Marwar (Jodhpur region) or Shekhawati (Jaipur region) or Hadoti (Bundi region).

Manipur:

Innaphi and Phanek are the Manipuri traditional dress for ladies in Manipur. A shawl or dupatta called Innaphi and a skirt called a Phanek, which are wrapped over the chest. The dress is woven with hands in horizontal lines.

Men wear dhotis which is four and a half meters long. These are wrapped around the waist and legs and is knotted at the waist, and matched with smart coats or bundis. Headgear is a white pagri or turban.

Meghalaya:

Meghalaya has three main tribes Khasi, Jaintias, and Garos, and the traditional dress of every tribe is popular. The traditional Khasi female dress is known as the Jainsem or Dhara, the two of which are somewhat elaborated with several pieces of cloth, giving the body a round and hollow shape. The traditional Khasi male dress is a Jymphong, a longish sleeveless coat without a collar, fastened by straps in front.

A Garo lady also wears a shirt and an unstitched 'lungi' like cloth which is known as 'Dakmanda.' It is affixed around the waist. Both Garo people enjoy adorning themselves with ornaments. The ladies of the Jaintia tribes wear a velvet blouse along with a sarong called 'Thoh Khyrwang' which is wrapped over the waistline.

Jammu and Kashmir:

The Pheran is a prominent clothing for Kashmiri ladies. The Pheran is worn by ladies usually has Zari, embroidery on the hemline, around pockets, and generally on the collar area. Women prefer a suit and Burkha in summer and Pheran are liked in autumn.

The typical dress of a Kashmiri man both Hindu and Muslim is Pheran, a long loose gown hanging down below the knees. The men wear a skullcap, a fitting salwar (Muslims), or churidar pajama (Pandits).

Andhra Pradesh:

Andhra Pradesh is a southern state in India. It imparts its boundaries to Telangana, Chhattisgarh, and Odisha with the Bay of

Bengal in the east and is called the "Rice Bowl of India" as they grow plenty of rice.

Andhra Pradesh is viewed as the Kohinoor of India for its popular weaving and dying industry. The customary wear of Andhra Pradesh is similarly as in other southern Indian states. Men generally wear kurta and dhoti, while lungis are additionally worn with a kurta. Muslim men wear pajamas with kurta instead of the dhoti.

The women of Andhra Pradesh wear saree and they are original handloom sarees, young women wear Langa Voni. For wedding functions, the bride wears silk sarees which are red and decorated with gold plating, while the bride groom wears kurta and full-length dhoti.

With the influence of western culture people of city areas wear western garments in the workplace/work environment. Women like to wear salwar kameez or western attire rather than saree. Youth and children wear pants, shirts, and T-shirts.

West Bengal:

Bengali women generally wear the white cotton sari with red border in wedding and in casual wear salwar kameez. The traditional dress for men like a dhoti, Panjabi, kurta, sherwani, pajama, and lungi are seen during weddings and festivals.

Sikkim:

The traditional outfit of Lepcha women is called Dumvum or Dumdyam. It's an ankle length outfit worn like a sari. Another outfit worn is Nyamrek which is beautifully attached to the blouse. Another local community Bhutia wears Bakhu or Kho outfits. It is a loose, clock style piece of clothing that is fastened at the neck on one side and near the waist with a silk or cotton belt.

Males wear loose pants under the Kho. The traditional outfit is complemented by embroidered leather boots by both women and men.

Arunachal Pradesh:

Arunachal Pradesh is the north-eastern state of India bordering with Nagaland and Assam toward the south, while Myanmar toward the east, Bhutan in the west, and China toward the north. Their dresses are very vibrant, bright and their myriad patterns change with various tribes. The attire of Arunachal Pradesh is remarkable and well known all over India.

The Monpas, the Buddhist people group are well known for their skull cap, women wear sleeveless chemise with a long coat. There is a narrow strip of cloth that they tie around their waist to keep chemise fixed.

Bamboo hoops (earrings) and silver studs are normal ornaments. Females of tribes living in the lower Kamla valley have a curious outfit. They tie their hairs in a knot simply over their forehead.

Men wear sleeveless material made of silk with two edges stuck to the shoulder area. The apparel is knee-long and its trademark is the skull - cap smeared with hairs of yak.

Tang's tribe people decorate outfits which is the style of Burmese. Men wear sleeveless shirts and lungi of green colour with white, red, and yellow yarn. Ladies wear a woven slip with a petticoat. Miji women wear long cloaks and big earrings.

Assam:

Assam is surrounded by seven northeastern states in India. The traditional wear for men is dhoti-kurta and for women they wear 'Mekhela-Chador' or 'Riha-Mekhela'.

This traditional dress is made from the prestigious 'Muga Silk' which is peculiar, just as the pride of Assam. They additionally wear 'Dokhora' and dresses like a salwar suit, sari, and so forth. Women feel proud to wear handloom items, particularly Mekhela chador, during special occasions like weddings and festivals like Bihu and Saraswati puja.

The women of the Bodo Tribe wear Mekhela matched with a chadar while ladies of the Thai Phake Tribe wear a striped gridle called Chiarchin. The traditional dress worn by the menfolk of Assam is 'Suria' or 'dhoti' and 'kameez' or 'shirt' and over it, a chadar known as 'Seleng' is muffled.

Bihar

The traditional dress of the Bihar includes the dhoti-mirjai or the kurta for men and Saree for women. The effects of western culture have additionally influenced the lives of people in Bihar where women like to wear saree or Kameez-Salwar.

The saree is worn traditionally in "Seedha Aanchal" style . Western shirts and pants are additionally getting popular in both the rural and urban male populace.

11.5 EXAMPLES OF SKETCHES OF TRADITIONAL WEAR FOR DIFFERENT STATE

➤ Gujarat



Figure 1: Image of Traditional wear of Gujarat

➤ Maharashtra



Figure 2: Image of Traditional wear of Maharashtra

➤ Punjab



Figure 3: Image of Traditional wear of Punjab

Rajasthan




Figure 4 and 5: Image of Traditional wear of Rajasthan

➤ Kashmir



Figure 6: Image of Traditional Wear of Kashmir

➤ West Bengal



Figure 7: Image of Traditional wear of West Bengal

➤ Kerala



Figure 8: Image of Traditional wear of Kerala

Check Your Progress

Question Answer

Q: 1 Explain why we should wear traditional garments.

Q: 2 Write about traditional outfit from Maharashtra.

Q: 3 Write about traditional outfit from Assam.

Q: 4 Prepare a sketch of a traditional garment from any one state.

Multiple Choice Questions

- Q: 1** India is the nation that is known for _____.
- (A) Great Economy
 - (B) Unity in diversity
 - (C) Country of rising sun
 - (D) None of above

- Q: 2** _____ silks of Karnataka are very famous all over India.
- (A) Gaji
 - (B) Kolhapuri
 - (C) Kanchipuram or Kanjeevaram
 - (D) None of above

11.6 LET US SUM-UP

India is country full of diversity. This diversity is also found in religion, languages, manners, and dress. In this unit, students got knowledge on different types of traditional wear of Indian states. And the students got to know the importance of Traditional clothes. Also, this unit shows students the images of sketches of traditional wear, so that the students get an idea in sketching traditional clothes.

11.7 KEY WORDS

Harbors – Shelter Protect, Cherish, Nurture, Port

Imparts – Shares, Convey, pass on

11.8 SOME USEFUL BOOKS

- <https://www.ritiriwaz.com/traditional-dresses-of-indian-states/>
- <https://ordnur.com/fashions/traditional-clothing-always-the-best-option/>
- <https://www.ritiriwaz.com/traditional-dresses-of-indian-states/>

Answers

Ans: 1

The traditional clothing has its significance in itself. They are not simply the cut pieces we used to call as "costumes" but are significant components of someone's culture which are rich with symbolism. They show patriotism, festivity, unity and belongingness, and much more. We should try to be educated enough how to wear specific traditional garments.

Traditional garments are best to wear for comfort purposes particularly based on occasions and festivals.

The traditional garments are one in themselves who gives the feeling of closeness and comfort to the everyday exercises relying upon the situations. Even they are the fundamental elements of the song festivals.

The traditional garments basically address culture and identity. To hold on to the traditions and to continue to follow them it's important to keep them as a part of our everyday lifestyle. If we will not promote our traditional dress than no one else will. It essentially represent our national identity, culture, and traditions.

Ans: 2

Maharashtra:

Traditional garments for Maharashtrian men include the dhoti, also called dhotar, and pheta, while a choli and nine-yard saree locally known as Nauwari Saadi or Lugda are for ladies.

Traditional dress is well known in rural areas while traditional people from city areas likewise wear these garments. These garments are worn by Maharashtrians while performing different festivals.

Ans: 3

Assam:

The traditional wear for men is dhoti-kurta and for women they wear 'Mekhela-Chador' or 'Riha-Mekhela'.

This traditional dress is made from the prestigious 'Muga Silk' which is the peculiarity, just as the pride of Assam. They additionally wear 'Dokhora' and dresses like a salwar suit, sari, and so forth. Women feel

proud to wear handloom items, particularly Mekhela chador, during special occasions like festivals and weddings like Bihu and Saraswati puja.

The women of the Bodo Tribe wear Mekhela matched with a chadar while ladies of the Thai Phake Tribe wear a striped gridle called Chiarchin. The traditional dress worn by the menfolk of Assam is 'Suria' or 'dhoti' and 'kameez' or 'shirt' and over it, a chadar known as 'Seleng' is spread.

Ans: 4

You can design traditional garment at the crokies below.



Image address:

<https://i.pinimg.com/564x/55/04/11/5504116eccc98e3842956a2aa3d0b564.jpg>

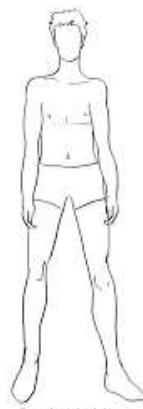


Image address: <https://male-fashion-figure-templates.t6ig213.fun/img/male-fashion-figure-templates.jpg>

Multiple Choice Questions

Ans: 1 (B)

Ans: 2 (C)

References:

- https://png.pngtree.com/png-vector/20200908/ourlarge/pngtree-dandiay-raas-couple-dancing-garba-night-png-image_2341201.jpg
- <https://www.4to40.com/wp-content/uploads/2015/11/Maharashtra-Marathi-Couple-in-Traditional-Dress-190x300.gif>
- <https://www.4to40.com/wp-content/uploads/2015/11/Punjabi-Couple-Traditional-Dress-213x300.gif>
- <https://encrypted-tbn0.gstatic.com/images?q=tbn:ANd9GcRXnypLchewkWfRUOa0MqaxgsV1hpFJqwuvDMbjwUiHZnvUrbzUsPiVsUAILxi2SHH210w&usqp=CAU>
- <https://image.shutterstock.com/image-vector/rajasthani-traditional-dress-male-standing-600w-1512206483.jpg>
- <https://www.4to40.com/wp-content/uploads/2015/11/Jammu-Kashmir-Traditional-Dress-207x300.gif>
- <https://www.4to40.com/wp-content/uploads/2015/11/Bengali-Couple-in-Traditional-Dress-216x300.gif>
- <https://i.pining.com/originals/61/fd/a4/61fda42739bbbeae45e3b5a779476ae7.jpg>

UNIT: 12**FUNCTIONAL CLOTHING****STRUCTURE:****12.0 Objectives****12.1 Introduction****12.2 Importance of functional clothing****12.3 Classification of Functional clothing****12.4 Different types of Functional clothing****1. Protective-functional**

- **Environmental Hazard Protective**
- **Biological, Chemical and Radiation (BCR) Hazard Protective**
- **Injury Protective**

2 Medical-functional

- **Therapeutic and Rehabilitative Clothing**
- **Bio-sensing Clothing**

3 Sportswear

- **Compression**
- **Aerodynamics**

4 Vanity Clothing**5 Cross-functional Clothing Assemblies****Check Your Progress****Multiple Choice Questions****12.5 Let Us Sum Up****12.6 Key words****12.7 Some Useful Books****Answers**

12.0 OBJECTIVES

After studying this unit the students will have

- Basic knowledge about functional clothing.
- Learn about different types of functional clothing and their use.
- Learnt the importance of functional clothing in life and in the textile industry.

12.1 INTRODUCTION

Functional Clothing is a moderately new and exciting section of the technical textile group — one which is responsive to new product development and technologies and abounding with special applications. The development of performance clothing has been fuelled by recent breakthroughs and advances in specialized filaments and fabrics and advances in garment manufacturing technologies. A lot of technologies initially developed for military applications have additionally opened up in the public area and structure a significant constituent of this field. Viability of new fibers, fabrics or finishes is frequently checked with an eye on their application in functional clothing design, underlining the ‘evolutionary’ segment of textiles.

The field of functional clothing is wide and different with each functionality having its own specification, material prerequisites, subsequent technologies and processes. A large part of the technology utilized is among the most sophisticated accessible at any given point of time. End use applications are different and quite complex, going from lifesaving and hostile environment receptive to those working on the personal satisfaction. Owing to its evolutionary nature, the information accessible regarding the matter of functional clothing is divided and generally secured. There is confusion about what really establishes the domain of functional clothing as the area has never really been defined or grouped.



Figure: 1 Image of Functional clothing

Definition

All apparel is known to perform multiple functions – from aesthetic to essential protection from the elements. 'Functional clothing' can accordingly be characterized as a generic term that incorporates all such kinds of apparel or assemblies that are specifically designed to deliver a pre - defined performance or usefulness to the client, over and above its normal functions. Such apparel would generally be produced using a mix of creative materials, and usefulness for this situation would suggest the additional worth or capacity that a piece of clothing is expected to perform. It very well may be clothing that protects people who are exposed to dangerous or unsafe conditions during work or during sporting activities; or that can work with development and body balance in physically challenged people or that improve stamina or reduce fatigue in sports people. It can likewise be clothing that plays out an absolutely aesthetic function like enhancing body shapes. Functional clothing can have electronic functionalities with applications in correspondence and telemedicine. Functional clothing assemblies are ergonomically designed to have a base inhibitory effect on movement and give maximum comfort and performance to the client. Ordinary stylish considerations are often overridden in favor of performance.

12.2 IMPORTANCE OF FUNCTIONAL CLOTHING

Functional clothing addresses the evolutionary segment of the technical textiles market, representing an area where clothing crosses the regular limits and incorporates with the areas of medication, biotechnology, nanotechnology, physical science and computing among others, to meet the multi-layered and complex requirements of the users. Functional clothing by definition is user requirement specific and designed or engineered to meet the performance prerequisites of the user under extreme conditions. A variety of functional clothing items are accessible in the market as defensive dress, clinical attire or active wear.

12.3 CLASSIFICATION OF FUNCTIONAL CLOTHING

Standard classification utilized for technical textiles, like Protech (defensive textiles), Sportech (sports materials) and Meditech (medical textiles) covers primarily the textiles and not generally the end product, except if the product get utilized in that form for example in case of geotextiles. Development of items utilizing these materials or textiles for specific end utility opens a totally new area of intervention with overlaps in other arising technologies and areas. When applied to clothing, the new products cover a vast and different domain of all things considered and are termed as 'Functional Clothing'. Design and development of

functional clothing items is driven by the selection of materials, as characterized by the social, psychological or physiological prerequisites of the client; selection of technologies as characterized by wanted usefulness; and ergonomic consideration, assembly methods, sizing and fit.

Five classes, thoroughly covering most logical types of functional clothing, that are currently in use or are a work in progress, have been proposed. Each distinct class may have sub - classes with similar standards overseeing the design of items within that sub-class, even as the end results may discover application in a variety of fields, for example protective functional clothing may discover an application as defensive military armor, as sports armor or in surgical gowns for the doctors.

The proposed classification, however, doesn't cover all the areas where functional clothing is required yet rather just those where items are as of now accessible or are currently being developed. Further, while the classes are distinct as far as usefulness and along these lines the principles of design employed, materials and processes might be common across the classes relying upon their field of application.

❖ **Five proposed classes for functional clothing**

Class	Subclass	Description
Protective-functional	Environmental Hazard Protective	Protection against extreme heat or cold, fire, rain, snow, dust, wind or UV exposure
	Biological, Chemical and Radiation (BCR) Hazard Protective	Protection against ingestion, penetration or skin contact of hazardous
	Hazard protective	chemicals, toxic gases, body fluids, germs or radioactive particulate matter
	Injury Protective	Slash and cut protection, ballistic and blunt impact protection
Medical-functional	Therapeutic and Rehabilitative Clothing	Pressure garments for lymphatic and venous disorders, scar management
	Bio-sensing Clothing	Monitoring of physiological parameters, heart rate,

		blood oxygenation, body temperature, telemedicine applications
Sportswear		Performance enhancing, fatigue reduction, body shaping to reduce drag
Vanity Clothing		Body shaping, support and contouring for enhanced appearance
Cross-functional Clothing Assemblies		Multifunctional performance, protection, life support, comfort, communication

12.4 DIFFERENT TYPES OF FUNCTIONAL CLOTHING

1. Protective - functional

Protective functional clothing addresses the largest and most diverse segment of functional clothing. The usefulness of clothing in this case can make the difference between life and death for the client; at any rate, it can allow individuals to work in and around hostile conditions, improve the quality of life and prevent or reduce injuries. The protective usefulness can be sub-classified into 3 categories based on the nature of the threat from which protection is required. The technical prerequisites for each situation are quite specific and distinct.

- **Environmental Hazard Protective**

The idea of danger for this situation is extreme environmental conditions (natural or man-made) like extreme heat or cold, fire, rain, snow, dust, wind or UV, against which protection is wanted. The critical design necessity here is to protect the body from exposure to extreme elements in the climate (say temperature) while simultaneously working with the transport of metabolic heat and moisture from the body. Fundamental requirements would be acceptable protection with lower weight and bulk and ergonomic design according to mobility prerequisite of the application, for example scuba diving suits, mountaineering suits and firemen

- **Biological, Chemical and Radiation (BCR) Hazard Protective**

BCR hazard are additionally present in the climate yet the nature of threat addressed by them and the resulting protection requirements are entirely unexpected from the main classification. The basic design requirement for this situation would be to create a barrier to prevent the ingestion, penetration or skin contact of hazard chemicals, poisonous gases, body fluids, germs or radioactive particulate matter. Particular coatings and laminates are the primary materials utilized in these products. Often such attire will be totally closed, and may thus require cooling, breathing or metabolic waste removal capacities to be incorporated into the clothing system itself.

Clothing for doctors and health workers establishes a significant part of biological protective clothing, while industrial and military apparel are designed to provide protection from chemicals and radiation dangers. Clean room clothing then again is utilized to prevent the escaping of submicron particles from the human body to the environment to prevent contaminating the item or environment in which one is working. The guideline of design for these product would likewise be based on barrier properties, however in the reverse direction.

- **Injury Protective**

Nature of danger for this situation is in the form of mild to fatal injuries caused by ballistic, blunt and mechanical effect or cut and slash risks from a variety of sources. Guideline of protection in such cases is essentially material based and that of impact resistance. Ballistic injuries are high impact injuries and antiballistic clothing is the oldest type of defensive apparel known to man. Numerous layers of high strength filaments, ceramics, metal sheets and composites are utilized to obtain soft / semi-hard / hard armors with an ideal blend of light weight and high protection depend upon perceived nature of hazard. Blunt injuries can be caused under a large group of circumstances. Some are caused during extreme sports, for example, motor biking and snowboarding. Others might be caused in man - man crashes during sporting events like rugby or football, or as high speed ball injuries during ball games like cricket or hockey. Law authorization faculty may support blunt impact injuries caused by projectiles and blunt objects.

Again a variety of soft / semi-hard / hard armors and guards are utilized for protection. For this situation, armors consist of shock absorbing EVA (ethylene vinyl acetate) and PU (polyurethane) foams in combination with energy-scattering hard sheets produced using polymers or composites. A new advancement has been as nanotechnology based shear thickening fluids or 'fluid covering'. These are smart polymers that are light weight, flexible, and liquid in the first place that harden on sudden

impact. They adjust to the body shape easily and keep the wearer comfortable.

Defensive attire is also required for protection from occupational cut and stab injuries caused during meat cutting, working with chain saw, glass and blades. Law authorization staff, emergency workers and forest workers additionally face these dangers. High strength filaments like steel, aramid or HDPE, woven into light weight fabrics are utilized to design coats, gloves, aprons, sleeves, watches and inserts for such applications. These fabrics treated with shear thickening liquids create puncture and stab resistant apparel which is flexible and light in weight.

2. Medical - functional

For a long time, basic garments like patients' and surgeons' gowns, aprons, and gloves are called 'medical clothing'. The essential usefulness of these dress being protection from body liquids, germs, and so on. Such products are covered under the defensive usefulness. Clinical usefulness currently encompasses much wider and modern applications to cover therapeutic, bio - sensing, emergency care and recovery exercises as talked about beneath fewer than two sub classes.

- **Therapeutic and Rehabilitative Clothing**

Pressing therapy through compression pieces of clothing is a grounded line of treatment for hypertrophic scars, burns injuries, venous and lymphatic disorders. Utilization of pressure garments brings an expansion in venous blood flow in the lower limits, thus helping with venousthrombosis. Pressing factor is imparted by utilization of stretch fabric containing flexible yarns. The variety and level of refinement of materials and technologies utilized in their production have improved hugely since their utilization initially began in 1970s.

- **Bio-sensing Clothing**

This is one of the latest and exciting categories of clinical attire emerging out of coordination of electronic sensors into clothing. Such dress worn next to the skin is utilized to map basic physiological parameters like blood oxygenation, pulse rate, heart rate, core body temperature, etc. Improvements in scaling down of gadgets in flexible and stretchable form with the goal that they can be worn on the body are driving this field.

3. Sportswear

Sportswear is the most versatile and fastest growing segment of the performance clothing market. Sensational way of life changes, a rapidly aging population, expanding sports support and health consciousness have created a huge interest for functional sportswear. Accordingly, a scope of significant value added clothing with properties like temperature regulation, moisture managements, stretch, odor reduction and light weight is available in the market for every day active wear. While these

garments may have multi-functional properties, they don't fall in the classification of functional clothing.

Sports - practical dress as a class addresses those performance improving garments that help athletes compete at the cutting edge of performance. Two standards primarily oversee the design and engineering of these active apparel, for example utilization of pressure on specific muscles to increase blood flow and application of principles of an optimal design to reduce wind or air drag in fast games. The two principles can be utilized in combination or individually, depending on the requirements. Unlike the different classes of functional apparel, aesthetic is also a significant design standard in this category.

Vanity Clothing

This is a one of a kind category which has never before been classified under functional clothing as its only function is to enhance body aesthetics. There has been an awareness with health and body across the world just as a large ageing populace has fuelled the development of this segment in the last few years. People with ageing or not exactly ideal body shapes utilize these garments as an instant and non - surgical method of body shaping. Even though the essential function of vanity clothing is to improve body appearance, the standards governing their design and production are the same then those utilized for other functional clothing in general.

The principle of vanity clothing is to compress, lift or support certain body parts specially to create an artificially sculpted perfectly shaped body. A complex preferential of compression, invisible support, padding, molding, wiring, specialseams and special construction techniques are utilized to accomplish the ideal properties. Jeans, bras and different types of undergarments (invisible under – outer clothing) are available that can lift sagging parts and have a slimming and flattening impact on stomach, abdomen, hips, thighs, buttocks and back as desired.

4. Cross-functional Clothing Assemblies

This class of functional apparel addresses probably the most sophisticated attire assemblies which are relied upon to perform across a few complex functionalities at the same time for example military dress and space suits. They utilize shifted materials going from metals, ceramics, membranes, composites, high performance polymers just as electronic textiles to build functionalities across multiple classes. A few interdisciplinary skill regions come together to create such clothing system. Research continues towards developing systems which are more proficient, light weight and comfortable.

Military clothing needs to provide protection from ballistic injury just as risks of environmental, nuclear, chemical and biological nature. It must have compatibility with other stuff components like helmet, gas mask, ballistics gear, survival vest, cooling system and

hand and foot gear; allow for communication (GPS, monitoring and discreet gadgets) and at the same time be comfortable in extreme postures and activity for long periods of time.

A modern space suit is an extreme example of how complex an attire framework can get. It's made of up to 18,000 odd parts and up to 11 layers, and needs to have all that a space explorer requires to remain alive — oxygen, water, temperature control and carbon dioxide removal; give stable internal pressing; shield against radiation; protect against micrometeoroids, etc.

Check Your Progress

Question Answer

Q: 1What is Functional Clothing?

Q: 2Give the name of different types of functional clothing and their use.

Multiple Choice Questions

Q: 1Therapeutic and Rehabilitative Clothing is used for _____

- (A) Body shaping, support and contouring for enhanced appearance
- (B) Pressure garments for lymphatic and venous disorders, scar management
- (C) Protection against extreme heat or cold, fire, rain, snow, dust, wind or UV exposure
- (D) None of above

12.5 LET US SUM UP

12.6 KEY WORDS

Abounding	Flourish, Abundant, Considerable, Generous
Constituent	Component, Inherent, Basic, Essential
Viability	Feasible, Applicable, Workable, Possible
Overridden	Cancel, Withdraw, Disallow, Repeal
Contaminating	Infect, Impure, Corrupt, Pollute
Submicron Particles	Something shorter or smaller than one million of a meter, Smaller than micron scale.
Thrombosis	Stroke, Blood clot

12.7 SOME USEFUL BOOKS

- <http://nopr.niscair.res.in/handle/123456789/13225#:~:text=Functional%20clothing%20represents%20the%20evolutionary,meet%20the%20multifaceted%20and%20complex>

Answers

Question Answer

Ans: 1

Functional clothing is user requirement specific and designed or engineered to meet the performance requirements of the user under extreme conditions. It provides protection in emergency.

Ans: 2

Five proposed classes for functional clothing

Class	Subclass	Description
Protective-functional	Environmental Hazard Protective	Protection against extreme heat or cold, fire, rain, snow, dust, wind or UV exposure
	Biological, Chemical and Radiation (BCR) Hazard Protective	Protection against ingestion, penetration or skin contact of hazardous
	Hazard protective	chemicals, toxic gases, body fluids, germs or radioactive particulate matter
	Injury Protective	Slash and cut protection, ballistic

		and blunt impact protection
Medical-functional	Therapeutic and Rehabilitative Clothing	Pressure garments for lymphatic and venous disorders, scar management
	Bio-sensing Clothing	Monitoring of physiological parameters, heart rate, blood oxygenation, body temperature, telemedicine applications
Sportswear		Performance enhancing, fatigue reduction, body shaping to reduce drag
Vanity Clothing		Body shaping, support and contouring for enhanced appearance
Cross-functional Clothing Assemblies		Multifunctional performance, protection, life support, comfort, communication

Multiple Choice Questions

Ans:1

Reference:

- Figure: 1https://1.bp.blogspot.com/-CiTrYePT7hM/WiWLkrpbwFI/AAAAAAAAAhwE/VB3nH7zfH_QP2_YBFZjFmvA29YwWGBixQCLcBGAs/s1600/protective%2Bclothing.jpg
- <http://nopr.niscair.res.in/handle/123456789/13225#:~:text=Functional%20clothing%20represents%20the%20evolutionary,meet%20the%20multifaceted%20and%20complex>

UNIT: 13**ACCESSORIES DESIGN
FOR BOY-MAN****STRUCTURE:****13.0 Objectives****13.1 Introduction****13.2 Importance of Accessories****13.3 Criteria kept in mind while design Accessories Boy-
Man****13.4 Different types of Accessories for male****13.5 Examples of sketches of Accessories for Boy - Man****Check Your Progress****Multiple Choice Questions****13.6 Let Us Sum Up****13.7 Key words****13.8 Some Useful Books****Answers**

13.0 OBJECTIVES

After studying this unit students will have,

- Basic knowledge about accessories.
- Learn about importance of accessories. And gain knowledge regarding the points to keep in mind when designing accessories for man or boy.
- Provide information about different types male accessories.
- And know how to prepare sketches of some of the male accessories shown in this unit, which will be helpful to the students in designing.

13.1 INTRODUCTION

An accessory is used in fashion as an item to contribute, in a secondary manner, to a person's outfit. Accessories are often chosen to complete an outfit and complement the wearer's look. Accessories have the ability to further express a person's identity and personality. Accessories come in various shapes, sizes, colour, and so forth.

Types

Generally fashion accessories can be approximately categorized into two areas: (1) those that are carried and (2) those that are worn.

Generally carried accessories include bags, wallet and more.

Accessories that are worn may incorporate coats, boots and shoes, ties, hats, belts and gloves, eyewear, necklace, bracelets, watches, scarves, socks, tie-pins, piercings, and rings.

The type of accessories that an individual decides to wear or carry to complement their outfit can be determined by a few factors, including the particular context of where the person is going. For example, if an individual is going to work their choice of accessory would vary from somebody who is going out to dinner; in this way depending on work or play different accessories would be picked. Additionally, a person's economic status, religious and cultural background would also be a contributing factor.

13.2 IMPORTANCE OF ACCESSORIES

An accessory is a secondary supplementary to a user's clothing which is normally used to finish an outfit and completes the appearance of the user.

Clothes can create majority of clothes however accessories are more important than you think. Accessories and garments are equally significant in your outfit by working together to create a harmony that expresses your style and who you are.

Like the fashion itself, the shapes, outlines and color shades of the accessories also change over the time. Overall it is hard to find cool new looks yet a stylish bag or wrist watch can be combined with older garments to create new garments. Invest in on some fun, new, stylish accessories can update your closet all through the season even it's not accordance with the current fashion trends.

Men's accessories are often under - thought and ignored. However, accessories are what we will in general notice the most. They are a signature of the well - dressed. Whether it be a bag, belt, watch or even a wallet, they are the last pieces that bring a look. Accessories allow you to express your individual style and separate yourself from the crowd.

Trendy accessories can also create a strong style statement.

You may end up spending just as much time shopping for accessories as you do for clothes — and as it should be. As **Giorgio Armani** once said, "accessories are important and becoming more and more important every day".

13.3 CRITERIA KEPT IN MIND WHILE DESIGN ACCESSORIES FOR BOY- MAN

- Just as designing clothes is a matter of substance, so is accessory designing a matter of importance.
- There are also some important points to keep in mind when designing men's accessories. Including age group, colors, comfort, occasion, culture, season etc.
- First of all we should have an idea about the age group. We should have a clear idea about age group before designing accessories. So we can focus on designs, size, colour combinations, comfort and so forth.
- We can take funky and trendy designs for children and teenage boys. While adult men generally prefers a classy designs. So we should start designing according to the age group.
- Colors also play an important role in accessory designing.
- Kids, teenage boys prefer the accessories of matching clothing, while adults prefer classy shades. Ex. Black, Brown, White
- We should keep in mind the occasion for which the accessories are designed. Like for office or business events we should design accessories that give the formal look. And trendy designs can be for casual event.
- Accessories should be designed to be comfortable for any age group.
- Colors, comfort, material etc. should be taken into consideration in designing accessories as per different seasons.
- In addition to all these things, special attention should be paid to the culture in designing. Accessories are usually trendy, and used as a fashion and style statement.
- But some accessories are used as religious symbols. Thus religion appropriate accessories can be designed.

13.4 DIFFERENT TYPES OF ACCESSORIES FOR MALES

Fashion Accessories for Men

Gone are the days when the words "fashion or style accessories" were only used to describe what girls and women wore. Nowadays, some of the men's staple clothing have risen above into style things.

It is an obvious fact that men's style adornments are being grabbed off the shelves and their sales are being multiplied and significantly increased. And some accessories like wristwatches, belts, tie pins and suspenders were always being worn, they were often largely ignored for front-

running clothing like shirts, pants, coats, and jeans. Nowadays, however, men's fashion accessories are trending the spotlight. The following are some of the most trending accessories among men nowadays.

Wrist Watches

Although women wear their fairshare of wristwatches, these adornments were more dominated by male figures instead of the female people. Assuming diamonds are a girl's best companion, it is conceivable that wristwatches are a man's best companion.

Even after the advent of mobiles, which makes the task of checking the time easier, sophisticated and stylish men always purchase and wear the best kinds of wristwatches. Watches are quite the most elegant adornments as they can capture everyone's attention. Not only can you tell the time with a turn of your wrist, however wristwatches nowadays accompany a few added features and visual components that were missing in the yesteryears. .

Eyewear

Years ago men used to wear bug-eyed goggles that gave them a nearby look. Nowadays, eyewear can possibly add to your whole outfit. If you don't need prescription glasses, stick to sunglasses, as fake eyeglasses can make you look strange. At the point when you are purchasing eyewear, ensure you select a style that suits your face shape.

Men with oval faces can wear whatever kinds of glasses they like, however individuals with rounded or square faces look better with narrow or rectangular frames. Generally, rectangular frames look great.

Generally sunglasses are utilized for eye- saving in the summer. These sorts of eyewear don't just look very cool, however they additionally protect your eyes from the harmful sun's UV rays. Not every person loves to wear sunglasses, but that's because they haven't found the suitable pair.

Sunglasses likewise come in different forms, including the most popular Aviator style, just as travelers, rimless, mirrored, wrap around, and with notched bridges.

Classic Sunglasses

The main thing about classic sunglasses is that they can be found in a variety of price ranges. The best and most reasonable styles of sunglasses is the Wayfarer look, which includes an unmistakable trapezoidal frame and sturdy arms, which give the sunglasses a particularly manly look. Other than that, the club master sunglasses, which were seen during the Counter-Culture Movement of the 1960s, are likewise one of the most popular choices.

Aviator Sunglasses

Popularized by the film "Top Gun", aviator sunglasses are characterized by dark, reflective lenses, which are a few times the size of your eyeballs. They have thin metal frames with a double or triple bridge. The lenses are slightly curved and are designed to prevent however much light as possible from entering the eye.

Ties

Many people associate ties with formal occasions and office days. Nowadays, thanks to the various styles and forms, ties can be worn in a casual environment or simply as a fashion statement. You can keep your silk and satin ties for business events. For a more ordinary look, go for patterns and more rough texture.

Some great decisions are the wool knit ties, which can be great for when you need to dress up, yet, have a fun time wearing them. Thin ties are likewise good alternative to the broader style.

Tie Pins

If you are wearing a tie, you may have to secure it with a pin so it doesn't go flapping away at the most awkward moments and make you look messy. These days, most pins are generally worn in view of fashion, yet their usefulness can likewise not be denied.

If you are going to a formal event, keep the design smooth, elegant and choose silver or gold tones. For a casual outing, you can get pins in a lot of styles and colors that allow you to have some fun times and show off your personality.

Suspenders

Suspenders or supports are straps typically made from leather or other fabric to hold up the pants. These straps are generally elasticized with metal attachments toward the end and they form a cross or a Y shape at the back.

During the mid-nineteenth century, suspenders were worn by all men as the high cut of the pants made it hard to wear a belt. They generally got disliked during the 1930s; but, nowadays, they are back with a bang, and as a style accessory.

A pair of good quality suspenders can last you an entire lifetime. They likewise give you that additional oomph that makes you stand apart from the rest.

Belts

An accessory as basic as possible supernaturally help tie in your outfit. Even though belts are viewed as old-school by a few, they can radiate attraction, style, and charisma, whenever worn right.

Like ties, belts can be worn for both formal and casual occasions. If you are going to a formal event, ensure your belt matches with your shoes. If you are going to a casual event, you can wear mismatched garments.

Wide belts look more easygoing than their thin partners, so you can wear these to casual events. In fact super-wide belts are all the rage in the hip hop culture as they prevent the low-riding jeans from falling down and furthermore serve as a fashion statement.

Shoes

A shoe is an item of footwear which is intended to protect and comfort the human foot. Nowadays it is also used as an accessory of decoration and fashion. The design of shoes has varied enormously through time and from culture to culture. There are many types of shoes for boys and men like; sneakers, boots, Chelsea, Combat, Wingtips, Hiking, Moccasins,

Loafers and many more. Shoes are always set the precedent as the most important attire you wear.

Cufflinks

Cufflinks are the ideal accessory for French cuff. French cuff shirts are typically formal and are generally worn during business or formal events. Consequently, it is significant that you pair your shirt with a pair of stylish and elegant cufflinks. Ensure you don't select cheap looking designs as that can destroy your entire look.

A pair of silver cufflinks is a great accessory as this colour is suitable for shirts in any colour. And also silver cufflinks don't divert the eye from your sharp sleeve line or a designer watch like some bejeweled cufflinks can.

Wallets

Wallets are one of the most important accessories for holding cash. With the advent of plastic money, while paying for your basic grocery or film ticket is pretty much as simple as a swipe of a credit card, it says something that wallets actually stay in style. Wallets were made primarily to store your money in a crease free way, they are presently very much a fashion accessory.

Wallets come in all shapes, sizes, and fabrics and are appropriate for all events. Colorful wallets are good for the casual setting; in any case, when you are in a formal setting, nothing beats a black or brown colored wallet made from aged leather.

Pocket Squares

Pocket square, the magnificent gentlemanly accessories, has lifted huge number of suits since they were first promoted during the 1920s. From celebrities like Frank Sinatra, Daniel Craig, Robert Downey Junior, and Justin Timberlake, pocket squares are the ideal accessories for people of all age.

Scarves

From various perspectives, scarves are perhaps the best accessories, particularly when the cold hits. Throughout the winter time, scarves are used to fend off the icy biting winds. However, scarves with a thinner cloth can be worn in the warmer season also, to land a pop of color and character to your outfit.

Although the scarves were once viewed as ladies' accessories, men have assumed control over this attire – and make it look great as well. Two of the patterns and fabrics that best fits a man's closet are the tartan and cashmere scarf. These scarves can come in classic black and white combination or any different hues that give contrast and complement to a man's outfit, overall.

One major proof about men's strength over scarves is from the Burberry brand. The designer brand used to sell a camel - based Burberry check scarf, yet now it is accessible in many shades for men.

Hats

Hats can be hard to wear as not many men realize how to wear them appropriately. In any case, on the off chance that you will get out of your comfort zone, you might be totally surprised by the results.

Classic hats like the trilby and fedora are really shrewd and should not be paired with casual clothes as it can look very awkward. For a casual event, you can wear bucket hats. Hats that have wide brims, similar to the panama, should be reserved for when you are wearing a shirt with a collar. Straw caps are wonderful and extremely light - weight and ideal for a day on the beach or out in the bright sun.

If you decide to wear a hat, you should know that they are more of a statement piece rather than an understated accessory. They can give your outfit a very good personality or totally ruin your whole look if they are not well suited to you. However, don't be hesitant to try on a new style to see what works best for you.

Leather Gloves

Generally the best gloves that suit men are made from wool or leather. Wool gloves ought to be saved for casual outing or to protect your hands from the cold. However, it is the leather gloves that become eye catching when it comes to fashion statements.

The delicate, supple material of leather is perfect for encasing your hand. They give improved dexterity and comfort, however they likewise offer a considerably more elegant, sleeker option when you are wearing formal wear.

Leathers gloves can be worn at casual events like horse riding, and also formal events like attending a gentleman's party. The most popular colors are black, white, and brown.

Rings

Generally most men do not like to wear jewelry; rings are one type of accessory that works similarly for men and women. Rings with large jewels and baubles may look great on women yet on men; they tend to look gaudy and fake. Therefore, plain, simple gold and silver band are normally the best for men

Not all men are certain of wearing rings as numerous individuals believe they should only wear a wedding ring. However, in recent times things have luckily been searching up for men who like to wear rings. A lot of celebs have also started wearing rings.

Necklaces

Necklaces often seem to become unpopular and are not as common as rings on men. Usually, men like to wear understated, subtle necklaces, with gold or silver chains. They often don't have a pendant or have a little modest pendant, often in shape of a cross, for Christian men.

However, in the hip hop and rock metal culture, long and thick chains around the neck are especially in style among men.

Men are also sometimes given sentimental necklaces from their friends and family as presents for their birthday events or commemorations.

Bracelets

Bracelets or Arm bands are one kind of adornments that seems to have exploded in the men's fashion circles. The best thing about bracelets is that they come in a wide range of fabrics and styles and are great for both casual and formal events. Leather cord bracelets are a very common style

nowadays which look great on all men. Another well know kind of bracelet is beaded bracelets, or Mala bracelets.

Bags

A bag is one of the most important accessories. It is also a statement maker accessory. It is the statement of your style. It is a statement about what your identity is. Whether you are travelling for business, adventure, going to college or just down the road, bags are essential for the everyday. It just becomes a matter of finding the suitable bag for your lifestyle. A leather bag is the best choice for all. When you want to add an accessory to your closet, don't simply search for the handy solution. Be sure to do your research and invest in your look.

13.5 Examples of sketches of Accessories for Boy - Man





Figure: Images of sketches of accessories
 Image address: <https://in.pinterest.com>

Check Your Progress

Question Answers

Q: 1 what are male accessories?

Q: 2 Write about any three accessories.

Q: 3 which points should one keep in mind while designing male accessories?

Multiple Choice Questions

Q: 1What accessory do men use for place money?

- (A) Tie
- (B) Cufflink
- (C) Wallet
- (D) None of above

13.6 LET US SUM UP

A garment does not become a trend if it's not paired and styled with the right adornments. In this chapter students are given basic knowledge about accessories and its importance. In addition students are given idea about different types of accessories and some important things to keep in mind while designing accessories for man or boy. Different

types of male accessories are displayed in the images of the sketches of accessories, so that the students get help in designing.

13.7 KEY WORDS

- **Wayfarer**– Traveler, Migrant
- **Sturdy**–Strong, Muscular, Athletic
- **Trapezoidal** – Parallel sides
- **Shrewd** –Smart, Clever, Intelligent
- **Dexterity** – Talent, Ability, Skill, Efficiency

13.8 Some Useful Books

- https://en.wikipedia.org/wiki/Fashion_accessory
- <http://www.fsgtaki.com/Why-Accessories-Are-Important.html>
- <https://threadcurve.com/types-of-fashion-accessories/>

Answers

Question Answers

Ans: 1

The list of male accessories is given below:

Eyewear-(**Classic Sunglasses, Aviator Sunglasses**), **Tie Pins**, Suspenders, Wrist Watches, Shoes, **Cufflinks**, Wallets , Pocket Squares ,Scarves, **Hats, LeatherGloves, Rings, Necklaces, Bracelets, Bags**

Ans: 2

Wrist Watches

Although women wear their fair share of wristwatches, these adornments were more dominated by male figures instead of the female people. Assuming diamonds are a girl's best companion, it is conceivable that wristwatches are a man's best companion.

Even after the advent of mobiles, which makes the task of checking the time easier, sophisticated and stylish men always purchase and wear the best kinds of wristwatches. Watches are quite the most elegant adornments as they can capture everyone's attention. Not only can you tell the time with a turn of your wrist, however wrist watches nowadays accompany a few added features and visual components that were missing in the yesteryears.

Belts

An accessory as basic as possible supernaturally help tie in your outfit. Even though belts are viewed as old-school by a few, they can radiate attraction, style, and charisma, whenever wore right.

Like ties, belts can be worn for both formal and casual occasions. If you are going to a formal event, ensure your belt matches with your shoes. If you are going to a casual event, you can wear mismatched garments.

Wide belts look easier going than their thin partners, so you can wear these to casual events. In fact super - wide belts are all the rage in the hip hop culture as they prevent the low - riding jeans from falling down and furthermore serve as a fashion statement.

Wallets

Wallets are one of the most important accessories for holding cash. With the advent of plastic money, while paying for your basic grocery or film ticket is pretty much as simple as a swipe of a credit card, it says something that wallets actually stay in style. Wallets were made primarily to store your money in a crease free way, they are presently very much a fashion accessory.

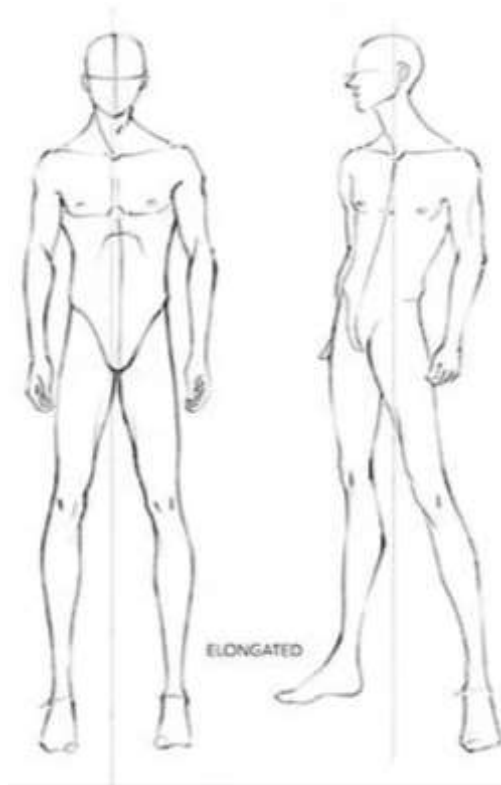
Wallets come in all shapes, sizes, and fabrics and are appropriate for all events. Colorful wallets are good for the casual setting; in any case, when you are in a formal setting, nothing beats a black or brown colored wallet made from aged leather.

Ans:3 Some important points to be kept in mind when designing male accessories are given as below.

- Just as designing clothes is a matter of substance, so is accessory designing a matter of importance.
- There are also some important points to keep in mind when designing men's accessories. Including age group, colors, comfort, occasion, culture, season etc.
- First of all we should have an idea about the age group. We should have a clear idea about age group before designing accessories. So we can focus on designs, size, colour combinations, comfort and so forth.
- We can take funky and trendy designs for children and teenage boys. While adult men generally prefers a classy designs. So we should start designing according to the age group.
- Colors also play an important role in accessory designing.
- Kids, teenage boys prefer the accessories of matching clothing, while adults prefer classy shades. Ex. Black, Brown, White
- We should keep in mind the occasion for which the accessories are designed. Like for office or business events we should design accessories that give the formal look. And trendy designs can be for casual event.
- Accessories should be designed to be comfortable for any age group.
- Colors, comfort, material etc. should be taken into consideration in designing accessories as per different season.
- In addition to all these things, special attention should be paid to the culture in designing. Accessories are usually trendy, and used as a fashion and style statement.
- But some accessories are used as religious symbols. Religion appropriate accessories should be designed.

Ans: 4

You can design the Formal wear with accessories at the crockies below.



Image

address:

https://i.etsystatic.com/5761522/r/il/001141/1240662937/il_570xN.1240662937_1jwp.jpg

Multiple Choice Questions

Ans: 1 (C)

14.0 Objectives**14.1 Introduction****14.2 Importance of Accessories****14.3 Criteria kept in mind while designing Accessories****14.4 Different types of Accessories****14.5 Examples of sketches of Accessories for Girl - Woman****Check Your Progress****Multiple Choice Questions****14.6 Let us Sum-up****14.7 Key words****14.8 Some Useful Books****Answers**

14.0 OBJECTIVES

After studying this unit,

- Students will be given basic knowledge about accessories.
- To learn about importance of accessories. And knowledge regarding some points to keep in mind when designing accessories.
- Provide information about different types of female accessories.
- Sketches of some of the female accessories will be shown in this unit, which will be helpful to the students in designing.

14.1 INTRODUCTION

An accessory is used in fashion as an item to contribute, in a secondary manner, to a person's outfit. Accessories are often chosen to complete an outfit and complement the wearer's look. Accessories have the ability to further express a person's identity and personality. Accessories come in various shapes, sizes, colour, and so forth.

Types

Generally fashion accessories can be approximately categorized into two areas: (1) those that are carried and (2) those that are worn.

Generally carried accessories include purses, handbags, hand fans, parasols, umbrellas, wallets, and ceremonial swords.

Accessories that are worn may incorporate coats, boots and shoes, cravats, ties, caps, hoods, belts and suspenders, gloves, muffs, eyewear, necklace, bracelets, watches, scarves, shawls, socks, pins, piercings, rings, and stockings.

The type of accessories that an individual decides to wear or carry to complement their outfit can be determined by a few factors, including the particular context of where the person is going. For example, if an individual is going to work their choice of accessory would vary from somebody who is going out for dinner. In this way depending on work or event different accessories would be picked. Additionally, a person's economic status, religious and cultural background would also be a contributing factor.

History

In Victorian fashion accessories like fans, parasols and gloves held importance for how ladies experienced gender, race, and class. In this time, there was a trend for women to embrace, or desire, a more leisure lifestyle. Apparently, gloves were regularly utilized by ladies to cover their hands which also masked (covered) any signs of labour.

14.2 IMPORTANCE OF ACCESSORIES

An accessory is an additional item to a user's clothing which is normally used to finish an outfit and completes the appearance of the user.

Clothes can portray one's personality but accessories are more important than you think. Accessories and garments are equally significant in your outfit, Working together to create a harmony that expresses who you are and enhances your beauty http.

Something that we notice in fashionable girls and women is not only their extraordinary garments but also their stunning accessories which adorns their dressing style in detailed look.

Like fashion itself, the shapes, outlines and color shades of the accessories also change over the time. Overall it is hard to find cool new looks as of a stylish bag or catwalk style necklace can be combined with older garments to create new garments. Investing in new, funky and stylish accessories can update your closet throughout the season even if it is not according to the current fashion trend.

Accessories give more significance to your personal style, taste and preferences. They additionally offer unlimited opportunities for clothes, helping you to do the best of everything you have. Clothes occupy more space physically in your wardrobe, yet accessories are important details to complete each appearance. By itself, a scarf or headband, bag, wrist watch, may not have much effect but, when combined with garments the accessories help to create a stylish look. Accessories are as significant as attire, offering a totally different chance to express yourself. With accessories you can create a familiar style waves up from head to toe.

Trendy accessories can also create a strong style statement.

"Accessories are an exclamation point to a woman's outfit." - Michael Kors

You may end up spending just as much time shopping for accessories as you do for clothes — and as it should be. As **Giorgio Armani** once said, "accessories are important and are becoming more and more important every day".

Accessories Define Occasion

Just like apparel, certain accessories are suitable for certain occasion. Basically, you can bring a staple clothing starting with one occasion then onto the next by just focusing on accessories.

For example, we should take a really basic outfit: a white button-up shirt and a pair of fitted, straight legged jeans in a dark denim wash. Utilizing accessories and just accessories, you can take this standard outfit through three different occasions.

1. For every day of shopping and lunch with friends, you can accessorize yourself with bold, colorful statement jewelry, a sling bag and a pair of leather boots. Top off your pleasant look with a floppy straw hat and trendy sunglasses.
2. To make a work gathering appropriate at the workplace, you can wear black kitten heels, a pearl necklace and a leather handbag in a natural colour. Complete the look with a thin dark belt and a lightweight, sheer scarf.
3. For evening time, look comfortable stylish for a casual dinner date with a pair of pumps and an evening clutch. Adorn with cocktail rings or interesting earrings.

As above, you can easily wear same outfit for three different occasions. It's all about choosing the proper accessories.

14.3 CRITERIA KEPT IN MIND WHILE DESIGNING ACCESSORIES

Accessories are very important because they are often chosen to complete an outfit and complement the wearer's look.

In this topic we will discuss some of important points that should be kept in mind while designing accessories.

- The first thing in designing is that we should have an idea about gender. We have to decide first for whom we design accessories, for men or for women. Then focus on other factors.
- Some accessories are used equally for both men and women, while some accessories are of a completely different type for both men and women. Accessories which falls into same category have to be suitable for any gender.
- Women's accessories are more trendy, heavy and colorful than men.
- One thing should be kept in mind while designing any type of accessory is that the person wearing the accessory should be comfortable.
- Colour is very important factor in designing of accessories.
- We should choose different types of colour combinations while designing accessories for men and women.
- Accessories for women and girls are more colorful than men and boys. While designing accessories for men and boys, use as few colours as possible.
- For children we can pick bright colours and when it comes to old age people we should use light shades.
- The colour should be chosen according to occasion and the theme. While designing funky jewelry we can choose more bright shades. It can give an eye catchy look.
- It is important to have an idea for which purpose or occasion we are going to design the accessory.
- Some occasions like wedding; we should design heavy and classic accessory, and while other schedule like casual event or office look we should choose the delicate designs and colour combinations.
- Some accessories are also used as a religious symbols, so keep in mind while designing of those kind of accessories as it should not hurt the sentiment of peoples.

14.4 DIFFERENT TYPES OF ACCESSORIES

There are many types of accessories. In this unit we will discuss about some female accessories.

Necklaces and Pendants

Necklaces are jewelry worn around the neck. Necklaces can be short or long; they can be paired with pendants and locket. Necklaces could be a simple chain with a simple pendant or studded fully with pearls and beads; made of plastic or metal. They are one of the most important accessories that can enhance the face and body of men and women. They were one of the principal kinds of adornments worn by human. They can be utilized as symbol of status and wealth or religious, burial ceremony

purposes. The fundamental component of the accessory is the string, the chain, or band that wraps or hangs freely around the neck. This can be made from metals like gold, silver, copper, and platinum or plastic, fabric, and different materials.

Necklaces also have different attachments that are inserted or suspended from the band. This can incorporate lockets, pendants, amulets, crosses, and other valuable jewels like emeralds, sapphires, rubies, pearls, and diamonds. A few kinds of necklaces that you can choose include chokers, opera, matinee, rope, or lariat.

Earrings

Earrings are jewelry that is worn on a piercing on any part of the outside ear. Earrings are worn by everybody but are generally common for women who have been utilizing it throughout recent centuries. Different locations to wear the earrings incorporate the ear lobe, tragus, helix, rook, daith, conch, and others. Ear piercings normally allude to the ear lobe while piercings on the upper ear are called cartilage piercings.

Earrings can be produced using various materials including beads, wood, bone, valuable stone, plastics, metal, and glass. They likewise have a wide range of styles including studs, loops, hoops, barbells, etc.

Rings

Rings are round bands that are worn as ornamental jewelry and are made out of metal, wood, stone, glass, bone, plastic, gemstones, or any hard material. Normally, when individuals say "ring" they mean finger rings yet if they are worn in different places, then body part is generally specified. Rings are designed to fit comfortably on the finger. They may be gemstones set inside the band including emeralds, sapphires, rubies, diamonds, or different stones and glass.

Rings are mainly worn as decorations or as displays of wealth. They additionally play symbolic roles to belonging to associations, marriage, authority, ancestry, achievements, and other such phenomena.

Bangles and Bracelets

Bangles and Bracelets are accessories worn around the wrist. The different between a bangle and a bracelet is that a bangle is more rigid than a bracelet and is more circular in shape. You can also count bands around the wrist like friendship bands.

Nose Rings

Nose piercings have a long history. In 1500 BCE, Lakshmi wore nose rings according to the Hindu book called Vedas. The modern practice of nose rings in India has been assessed to come from the Middle Eastern nomadic tribes that traveled to the trade routes in the sixteenth century. Customs in Indian Hindu culture incorporate that ladies of childbearing age wear a nose ring stud in their left nostril.

Nose rings and pins can be made from substances like metal, plastic, and even glass. They come in special designs and colours. Some are even studded with valuable stones like diamonds, sapphires, rubies, emeralds, and so on.

Handbags

If you ask a lady to pick her main accessory for daily life, she would precisely choose a handbag among top three options. Handbags are also called purses in American English. It's nothing but a medium-to - large bag that is often used to carry personal things. Initially, a purse was utilized to refer to small bag that held cash however handbags are bigger in size and can hold a wide range of things. In the early 1900s, the term handbag alluded to men's hand luggage. Today, there are various styles of handbags that have become advanced over the long period of time. A few models may incorporate baguette, clutch, hobo, satchels, shoulder, backpacks, and many more.

Anklets

An anklet is an accessory worn around an ankle. Also called ankle chain, or ankle string. This is generally not a popular accessory yet there are many countries in the world where anklets are famous.

Some people like to wear the anklet loose so it hang below the ankle however some prefer to wear it more tight around the ankle.

Hair accessories

Hair accessories are functional objects wrapped, ties, twisted, inserted, or otherwise attached to the hair. These Includes hairbands, bobby pin, tic-tac clips, scrunches, hair bows and many more.

Head Bands

Headbands are a clothing fashion accessory that is worn in the hair or around the forehead. Their primary function is to hold the hair away from the eyes or face. Headbands are generally horseshoe-shaped pieces of flexible metal or plastic. It can likewise be a loop of elastic material that goes right around the hair. Headbands come in a wide range of sizes, shapes, designs, and colours. Sometimes they additionally have a few attachments like bows or sequins.

Belts

A belt is an accessory you wear around your waist; it helps to tighten the waistband of garment you are wearing along with it and keep it set up, almost holding it up.

Shoes, Sandals and Boots

Shoes

A well-fitting well-made shoe is like an investment. Classic good looking shoes are always in fashion. Your shoe size remains almost constant once you are an adult.

Once worn only to protect feet from cold and injuries, a comfortable and trendy shoe is now regarded as an essential part of a well-dressed look. Some people even claim that shoes are the best accessory for all. There are many types of shoes like; Running shoes, Formal shoes, Sneakers, boots. There are many types of shoes a man or woman can have in the wardrobe.

Sandals

Sandals are the open type of footwear. Generally used in the summers. These open type of shoes comes with straps tied around the arch of the feet. Sandals may be embellished with beads, sequins, tassels etc.

Flip flops are open-toed sandals with straps going between the toe and the rest of the fingers. It gives a very casual look. Also for best for beach look. Mules are another variety of sandals.

Boots

Boots are also footwear yet they aren't considered as a particular type of shoe. Boots usually cover the whole foot and lower leg while some go significantly higher to the calf. Others reach out similar to the knee or hip. Most boots are designed with a heel that separates at the sole of the boot. Generally, boots were made of leather or rubber. However, now, they come in a wide range of materials. They have high usefulness as they protect the feet from mud, cold and more, also it gives lower leg a support.

Glasses

Glasses are also called spectacles. They are basically frames that have a hard, plastic, or glass lens in the center. This frames holds the lens in front of the eyes while an extension (bridge) goes over the ears. Glasses are mostly used for vision correction and is also utilized as a fashion accessory.

Sunglasses likewise allow better vision during sunshine and can secure eyes against the damage cause by the harmful UV rays of the sun. You can pick various designs of glasses including aviator, bug-eyed, rim-less goggles, horn-rimmed, lens less, sunglasses, cat eye, and more. They are additionally accessible in a wide range of shapes, going from square, round, ovals, and square shapes to star and heart shapes!

Brooches and Pins

Brooches and pins are generally utilized as fastenings, holding folds of fabric together. Brooches are decorative pins. Pins when attached with an ornament on top it becomes brooch. Pins can likewise be worn as decorative accessory.

Scarves

A scarf is a piece of fabric worn around the neck for warmth, sun protection, cleanliness, style, or religious reasons, it also gives a sober look to our complete attire.

Hats

Hats are head covers that are often worn for protection against weather, for functions like graduations, religious reasons, safety, and as a style accessory. Hats were also a symbol of social statuses, like in the military. There are a different styles of hats that are accessible including baseball caps, berets, beanies, fedora, panama, etc.

Watches

Watches are timepieces that can be carried or worn. Wristwatches are regularly made with a band, strap, or different kinds of wristbands so they can be worn around the wrist. Pocket watches, then again, are carried in the pocket yet are rarely worn by people anymore.

Modern watches are designed with multiple functions including the lights, calendar, alarms, calculator, Bluetooth, heart monitoring, radio, etc. Smart watches can even accept calls, download applications, connect with the Wi-Fi, and do much more!

14.5 EXAMPLES OF SKETCHES OF ACCESSORIES FOR GIRL - WOMAN










Figure: Images of sketches of accessories

Check Your Progress

Question – Answer

Q: 1What is a fashion accessory?

Q: 2 Which accessories are useful for sun protection?

- (A) Hat and Scarves
- (B) Earring
- (C) Necklace
- (D) All of above

14.6 LET US SUM UP

A garment does not become a trend if it's not paired and styled with the right adornments. In this chapter students are given basic knowledge about accessories and its importance. In addition students are given idea about different types of female fashion accessories. One can find ideas about some important things to keep in mind while designing accessories. Different types of female accessories are displayed in the images of the sketches of accessories, so that the students get help in designing.

14.7 KEY WORDS

Particular Context	Conditions, Circumstances
Leisurely	Relaxed, Easy- going, Gentle
Adornments	Accessories
Ceremonial	Formal, Official, Ritual

14. 8 SOME USEFUL BOOKS

- https://en.wikipedia.org/wiki/Fashion_accessory
- <http://www.fsgtaki.com/Why-Accessories-Are-Important.html>
- <https://www.liveabout.com/why-do-accessories-matter-13848>
- <https://threadcurve.com/types-of-fashion-accessories/>

Answers

Ans: 1

A fashion accessory is an item that complements wearer's outfit. And accessories have the ability to further express a person's identity and personality. Accessories come in various shapes, sizes, colour, and many more.

Generally fashion accessories can be approximately categorized into two areas: (1) those that are carried and (2) those that are worn.

Generally carried accessories include purses and handbags, hand fans, parasols and umbrellas, wallets, and ceremonial swords.

Accessories that are worn may incorporate coats, boots and shoes, cravats, ties, caps, hoods, belts and suspenders, gloves, muffs, eyewear, necklace, bracelets, watches, scarves, shawls, socks, pins, piercings, rings, and stockings.

Ans: 2

The list of female accessories is given below:

Earrings , **Necklaces and Pendants, Rings,** Bangles and Bracelets, Nose Rings, Handbags, Anklets, Hair accessories, Head Bands, Belts, **Shoes, Sandals and Boots, Glasses, Brooches and Pins,** Scarves **Hats, Watches**

Necklaces and Pendants

Necklaces are jewelry worn around the neck. Necklaces can be short or long; they can be paired with pendants and locket. Necklaces could be a simple chain with a simple pendant or studded fully with pearls and beads; made of plastic or metal. They are one of the most important accessories that can enhance the face and body of men and women. They were one of the principal kinds of adornments worn by human. They can be utilized as symbol of status and wealth or religious, burial ceremony purposes. The fundamental component of the accessory is the string, the chain, or band that wraps or hangs freely around the neck. This can be made from metals like gold, silver, copper, and platinum or plastic, fabric, and different materials.

Necklaces also have different attachments that are inserted or suspended from the band. This can incorporate locket, pendants, amulets, crosses, and other valuable jewels like emeralds, sapphires, rubies, pearls, and diamonds. A few kinds of necklaces that you can choose include chokers, opera, matinee, rope, or lariat.

Handbags

Headbands are a clothing fashion accessory that is worn in the hair or around the forehead. Their primary function is to hold the hair away from the eyes or face. Headbands are generally horseshoe-shaped pieces of flexible metal or plastic. It can likewise be a loop of elastic material that goes right around the hair. Headbands come in a wide range of sizes, shapes, designs, and colours. Sometimes they additionally have a few attachments like bows or sequins.

Ans: 3

Girls and women like accessories because accessories give more significance to person's personal style, taste and preferences. They additionally offer unlimited opportunities for clothes, helping girls and women to do the best of everything they have. Clothes occupy more space physically in your wardrobe and clothes, yet accessories are important details to complete each appearance. By itself, a scarf or headband, bag, wrist watch, may not have much effect. But, when combined with garments the accessories help to create a stylish look. Accessories are as significant as attire, offering a totally different chance to express yourself. With accessories you can create a familiar style waves up from head to toe.

Trendy accessories can also create a strong style statement.

Ans: 4

You can design the casual look with accessories at the crockies below.



Image

address:

<https://i.pinimg.com/originals/4a/18/37/4a1837b9a8cbe2e81387296881595ed0.jpg>

Multiple Choice Questions

Ans: 1 (C)

Ans: 2 (A)

युनिवर्सिटी गीत

स्वाध्यायः परमं तपः
स्वाध्यायः परमं तपः
स्वाध्यायः परमं तपः

शिक्षण, संस्कृति, सद्भाव, दिव्यबोधनुं धाम,
डॉ. बाबासाहेब आंबेडकर ओपन युनिवर्सिटी नाम;
सौने सौनी पांभ मणे ने सौने सौनुं आत्म,
दशे दिशामां स्मित वळे, ढो दशे दिशे शुभ-लाभ.

अत्मण रळी अज्ञानना शाने, अंधकारने पीवो ?
कळे भुद्ध आंबेडकर कळे, तुं था तारो दीवो;
शारदीय अजवाणां पळोय्यां गुर्जर गामे गाम
ध्रुवतारकनी जेम जणहणे अकलव्यनी शान.

सरस्वतीना मयुर तमारे इणिये आवी गळेके
अंधकारने उडसेलीने उजसनां कूल मळेके;
बंधन नडी को' स्थान समयनां जवुं न धरथी दूर,
धर आवी मा उरे शारदा दैन्यतिभिरनां पूर.

संस्कारोनी सुगंध मळेके, मन मंदिरने धामे
सुभनी टपाल पळोये सौने पोताने सरनामे;
समाज केरे दरिये लांकी शिक्षण केरुं वडाण,
आवो करीअे आपण सौ
भव्य राष्ट्रनिर्माण...
दिव्य राष्ट्रनिर्माण...
भव्य राष्ट्रनिर्माण

○